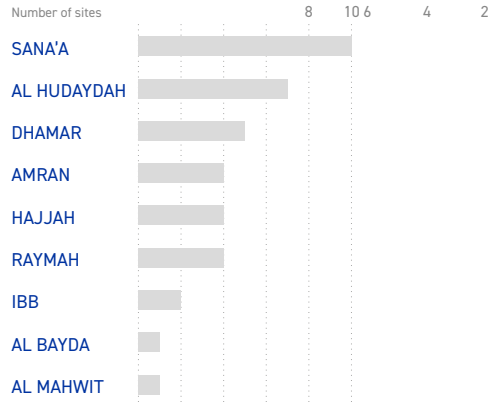
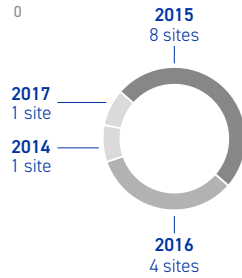


TOTAL NUMBER OF SITES: **13**  
 TOTAL NUMBER OF HH: **6,851**  
 NUMBER OF SITES AT RISK OF EVICTION: **12/8**

AGGREGATED TOP 3 GOVERNORATES OF ORIGIN ACROSS SITES



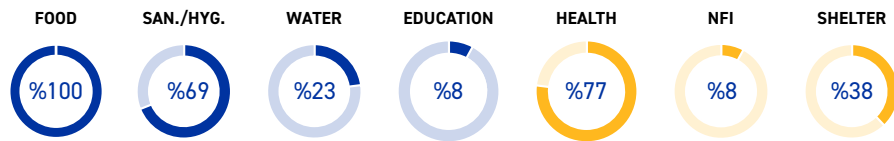
YEAR OF ARRIVAL ON SITE



INTENTION IN THE NEXT 3 MONTHS

**%100** WANT TO STAY

ASSISTANCE RECEIVED IN 2019 / % OF SITES



The information provided in this section is aggregated and only meant as an overview. For detailed information on each site, kindly refer to the site snapshots.

Does not indicate current gaps, as part of the needs have been covered in previous years

PRIORITY NEEDS REPORTED BY CAMP COMMITTEES

- WASH & EDUCATION** both reported as primary needs by **%85 of the sites**
- HEALTH & SNFI** both reported as primary needs by **%62 of the sites**

LEGEND

- sites boundaries
- sites at risk of eviction
- receiving new arrivals
- not receiving new arrivals

