

# Regional Mixed Migration Program

Migration Response Center (MRC)  
MRC Data Collection System – May 2017

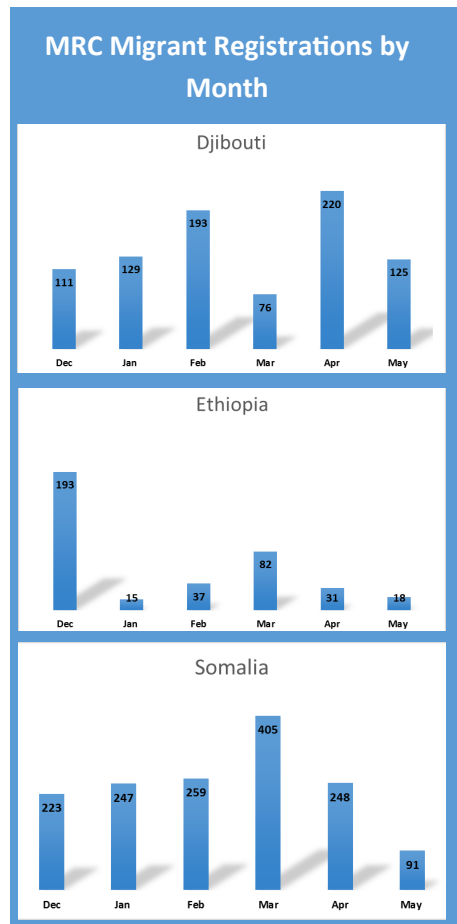








In May 2017, 234 (100% Ethiopian) migrants were interviewed in four MRC locations. There was a 53% drop from registrations in April. Of the 234 migrants, 53% were interviewed in Djibouti (Obock) MRC location. 85% of migrants intended to travel onwards to Saudi Arabia. 124 migrants reported to have been advised by a smuggler to use the chosen route with 86% of them registered in Obock MRC. 97% of the total migrants registered intended to start a business or look for work in their country of destination. Migrants cited a number of reasons for migrating: 83% cited “economic reasons” as a major push factor while 17% cited conflict, political reasons and poverty as the reasons for migration.

**234 Migrants Interviewed in May**

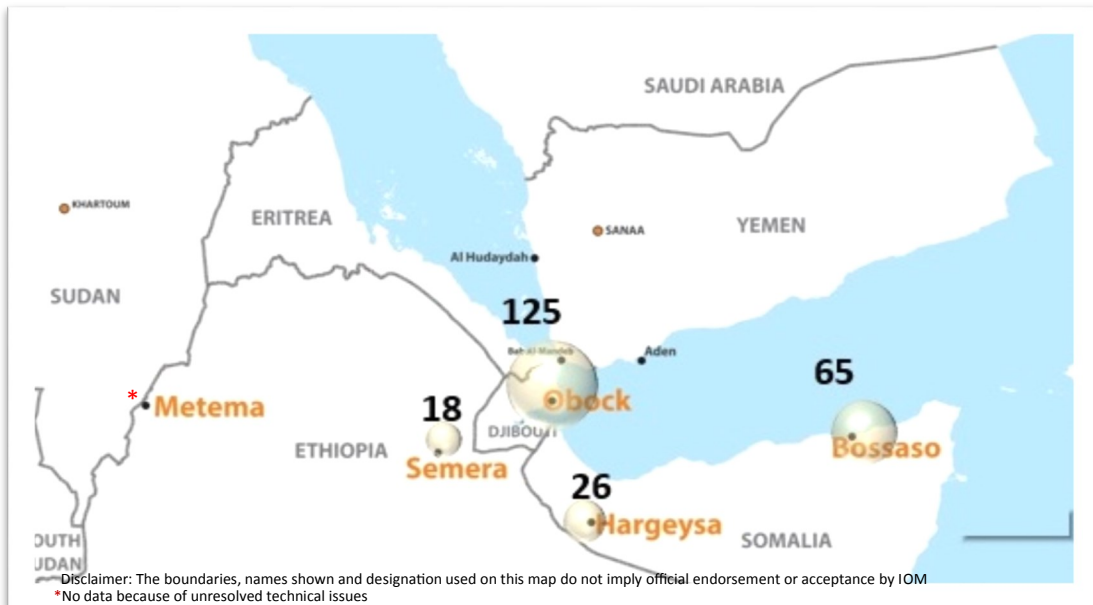
 **90% Men**     
  **10% Women**

**100% Ethiopian Nationals**









Reasons for Leaving	Intended Destination	Intended Activity in Destination
 <b>83% Economic Reasons</b>	<b>84.6% Saudi Arabia and Gulf Cooperation</b>	 <b>82% Start business</b>
 <b>4% Conflict</b>	<b>8.1% Somaliland</b>	 <b>16% Work</b>
 <b>2% Political Reasons</b>	<b>6.0% Ethiopia</b>	 <b>1% Study</b>
<b>11% Poverty</b>	<b>1.3% Oman, Yemen and Djibouti</b>	<b>1% Other</b>




### Migrant Registrations per MRC



### Reasons for Choice of Route

-  **54% Chosen by Smuggler**
-  **19% Recommended by Family**
-  **12% Most Common Route**
-  **10% Closer to Home**
-  **3% Perceived to be Safer**
-  **2% Cheaper Route**

### Main Mode of Transport

-  **81% Vehicle**
-  **10% Foot**
-  **9% Mixed (Walking and Vehicle)**

# Regional Mixed Migration Program


Migration Response Center (MRC)  
MRC Data Collection System – May 2017



## Immediate Migrant Needs

-  **63%** Food and Water
-  **53%** Psycho-social Support
-  **26%** Clothing and NFIs
-  **9%** Protection for Unaccompanied Minors
-  **6%** Emergency Shelter
- 2%** Local Integration

## Reported Medical Needs

-  **54%** of the total migrants received medical assistance for medical complaints including minor injuries, pain and severe weakness

## Minors

- 45 minors (78% Male, 22% Female) were registered, representing 19% of the total migrants
- Of these, 44% were accompanied and 56% were unaccompanied, the majority of whom were registered in Obock MRC
- All the unaccompanied minors ranged between 12 years and 17 years and expressed their desire to return home

## Hardships and Human Rights Abuses

Hardships and Human Rights Abuse	Percentage of Migrants Reporting Suffering or Abuse
Lack of Basic Needs (shelter, food and water)	65%
Extortion/Robbery	2%
Forced Labor	2%
Discrimination	2%
Other	4%
No Hardships Reported	25%



IOM Djibouti staff conduct a sensitization campaign at Orobor with more than 100 migrants in Djibouti ©IOM 2017 Kabir-Hamza Dileita

## Migrant Protection Profile

Protection Profile	Percentage of Migrants
Economic Migrant	83%
Detained Migrant	3%
Stranded Migrant	5%
Potential Victim of Trafficking	9%

## Assistance and Referral Services Requested

