



Flow Monitoring - Spontaneous Returns of Undocumented Afghans from Pakistan

22nd July - 28th July 2018



Overall returnees through **Torkham and Chaman** since January 2018 **18,824**

For this reporting period **54** interviews were conducted comprising of the following categories

- 70.4%** *Undocumented families
- 20.4%** *Undocumented individuals travelling with documented families
- 9.2%** *Undocumented individuals travelling alone

* interviews were conducted at both transit points, Torkham and Chaman/Spin Boldak

WHO IS AN UNDOCUMENTED AFGHAN

- Individuals with No Documents
- Individuals with No Passport or Lapsed Visa
- Individuals with Tazkira
- Individuals with Expired POR Card
- Individuals with ACC Card
- Individuals with ACC Token

- 69%** Individuals with no documents
Afghans who do not have any legal document (POR, ACC, VISA)
- 21%** Individuals with ACC
Individuals with Afghan Citizen Card (ACC)
- 4%** Individuals with Tazkira
Afghan ID card that comes under the undocumented Afghans category
- 4%** Individuals with ACC Token
Individuals who received token to obtain ACC
- 2%** Individuals with Expired POR Card
Proof of Registration (POR) cards that have expired before 2015
- 0%** Individuals with no Passport or Expired Visa
Afghans with expired visa or passport without visa



129 Undocumented Afghan individuals returned to Afghanistan through the **Torkham and Chaman/Spin Boldak border**. **92** individuals used the **Torkham border crossing** while **37** individuals crossed through **Chaman/Spin Boldak border crossing**.

RESPONDENT'S PROFILE

Respondents by Gender

72% Male, **28% Female**

Age Group of Respondents

Age Group	Gender	Total %
5 - 17 Yr	Male	13%
18 - 59 Yr	Male	81%
60 + Yr	Male	6%

RETURNEE'S PROFILE

Age-Gender Disaggregation (Individuals)

Age Group	Total Female	Total Male
60+ Yr	0.9%	1.8%
18-59 Yr	22.7%	14.2%
5 - 17 Yr	16.0%	16.9%
0 - 4 Yr	16.4%	11.1%

VULNERABLE CASES

Overall **10%** individuals were identified as vulnerable during this reporting period

- 17%** Elderly Members
- 21%** Disabled Persons
- 41%** Chronically ill persons
- 4%** Pregnant Women
- 0%** Female Headed Households
- 17%** Widows

TRANSPORT & ASSETS

Overall **36** vehicles crossed from **Torkham and Chaman/Spin Boldak borders**. Majority of the returnees used **Trucks and Pickups (70% and 25% respectively)** to return to Afghanistan. **Cash & Household Items** were reported as highest priority assets for migrants returning to Afghanistan.

* % of Households travelling with assets to Afghanistan

Asset Category	Torkham	Chaman
Household Items or Personal Belongings	100%	0%
Productive Assets	31%	0%
Families Carrying Cash	81%	0%
Livestock	2%	0%
Own Transportation	0%	0%

Transport Type Summary

Transport Type	Percentage	Average
Truck	70%	On average 6 individuals used one Truck
Pickup	25%	On average 7 individuals used one pickup
Bus	5%	On average 6 individuals used one bus
Rented Car	0%	
By Foot	0%	

RETURNS & ACC CARD DISTRIBUTION

Line chart showing ACC Applications Received (blue line) and ACC Card Distributed (orange line) from November 2017 to July 2018. Key events include the initiation of ACC Card Distribution (16-February-2017) and the initiation of ACC Centers Closing (9-March-2018).

Date	ACC Applications Received	ACC Card Distributed
5-11 Nov	435	387
12-18 Nov	467	354
19-25 Nov	299	272
26 Nov - 2 Dec	351	251
3-9 Dec	241	185
10-16 Dec	244	202
17-23 Dec	198	122
24-30 Dec	227	218
31 Dec - 6 Jan	242	140
7-13 Jan	176	112
14-20 Jan	221	183
21-27 Jan	207	163
28 Jan - 3 Feb	285	235
4-10 Feb	194	130
11-17 Feb	146	113
18-24 Feb	227	129
25 Feb - 3 Mar	250	231
4-10 Mar	326	269
11-17 Mar	878,604	10,613
18-24 Mar	175,321	211
25-31 Mar	354	347
1-7 April	533	422
8-14 April	541	436
15-21 April	491	470
22-28 April	458	361
29 April-5 May	600	518
6-12 May	741	502
13-19 May	320,000	512
20-26 May	1,007	293
27 May-2 June	533	193
3-9 June	78	114
10-16 June	107	46
17-23 June	38	12
24-30 June	191	202
1-7 July	652	583
8-14 July	473	420
15-21 July	489	376
22-28 July	480	297
29-5 Aug	92	37



PUSH AND PULL FACTORS RECORDED BASED ON RETURNEES RESPONSE



Push factors: Factors which discourage undocumented Afghan nationals from staying in host country.

PUSH FACTORS

- Economic Factors
- Afraid of Being Deported
- Camp Closure
- Returning Home
- Undocumented

PULL FACTORS

- Improvement in Security Situation
- Availability of Assistance in Afghanistan
- Reunion with Family and relatives
- Own Country

Pull factors: Factors which encourage undocumented Afghan nationals to return to their country of origin.

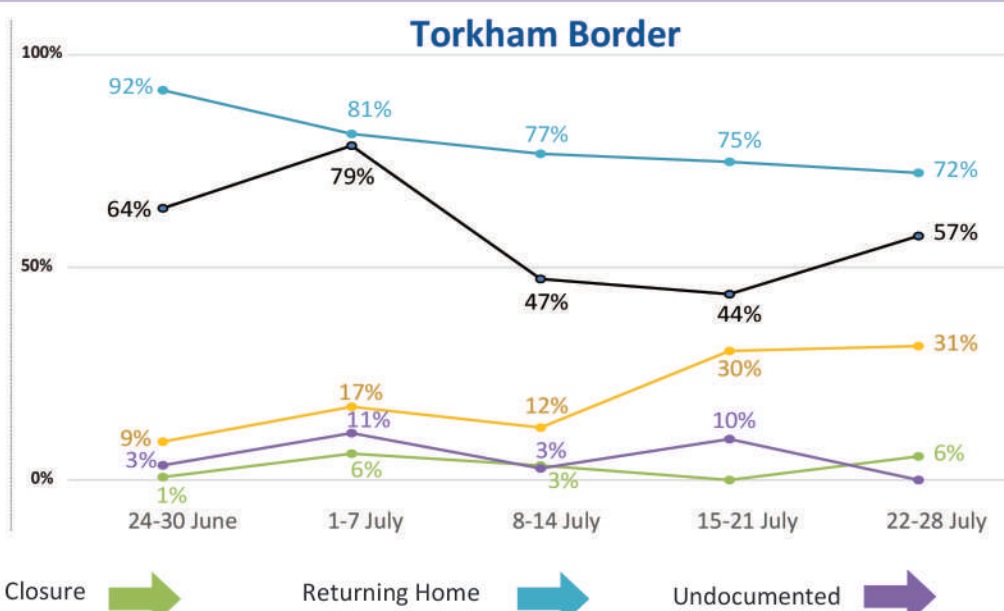
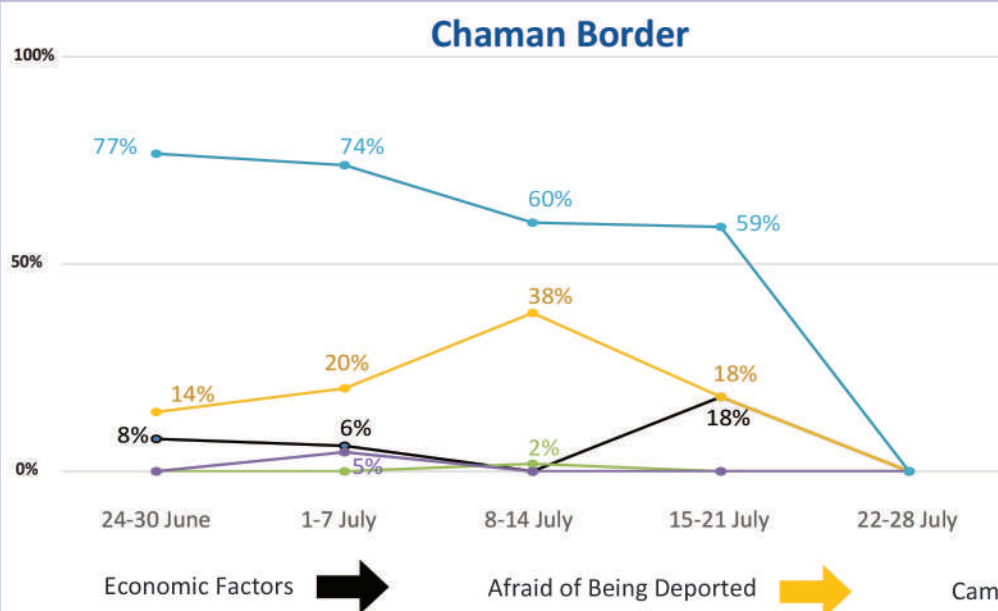
In **Torkham**, 'Returning Home' is trending slightly downwards, and **72%** of the respondents cited this as a push factor (decrease of 3 percentage points compared to last week). 'Economic Factors' is trending upwards and is at **57%** (increase of 13 percentage points compared to last week). 'Afraid of Being Deported' is trending slightly upwards and **31%** of the respondents cited this as a push factor (increase of 1 percentage point compared to last week). 'Camp Closure' is trending upwards and is at **6%** (increase of 6 percentage points compared to last week). Whereas, **none** of the respondents cited 'Lack of Documentation' as a push factor at Torkham (decrease of 10 percentage points compared to last week).

The indicator rated as the main pull factor for at Torkham was 'Own Country' which was reported by all (**100%**) of the respondents. The second highest concern was 'Reunion with Family / Relatives' which was reported by **54%** of the respondents.


Further in Torkham **2%** of the respondents reported 'Improvement in Security Situation' and **none** of the respondents reported 'Availability of Assistance in Afghanistan' as a pull factor.

Note: In view of the recent security condition in Chaman, IOM staff were withdrawn from Chaman border crossing point last week. Therefore, there is no data available on push & pull factors from last last week in Chaman.

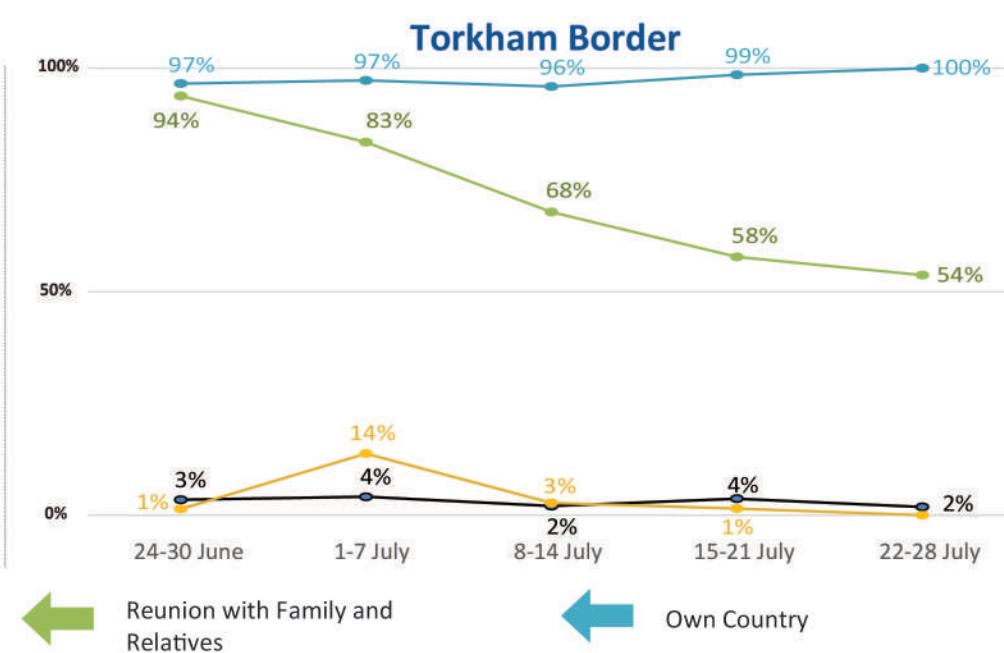
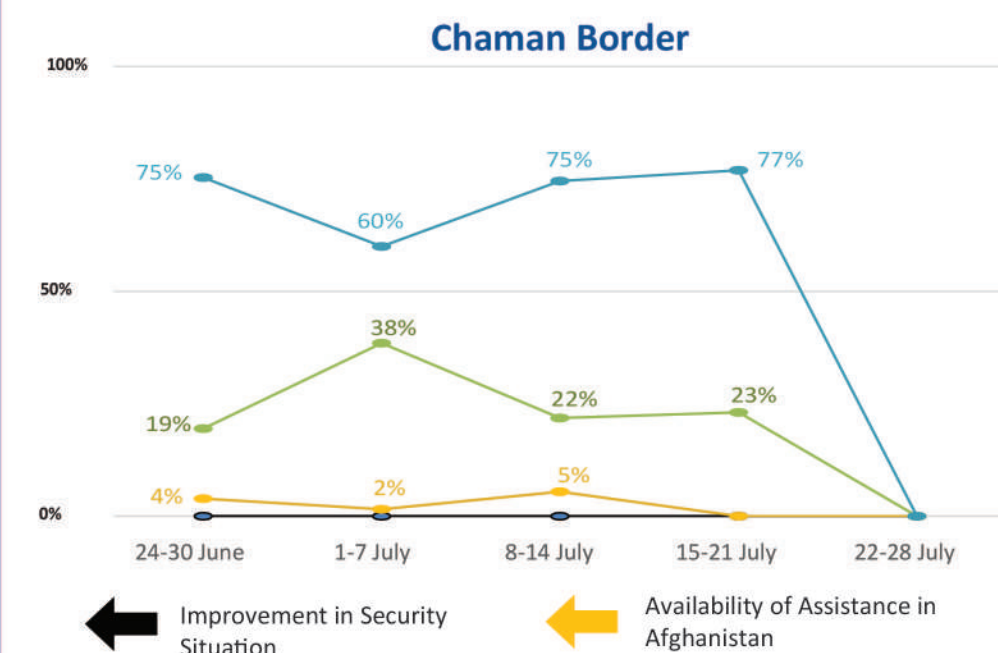
PUSH Factors (Weekly Trend)



Top three ranked provinces of origin preferred by returnees based on the PUSH Factors' responses are.



PULL Factors (Weekly Trend)



Top three ranked destinations in Afghanistan, preferred by returnees based on the PULL Factors' responses are.





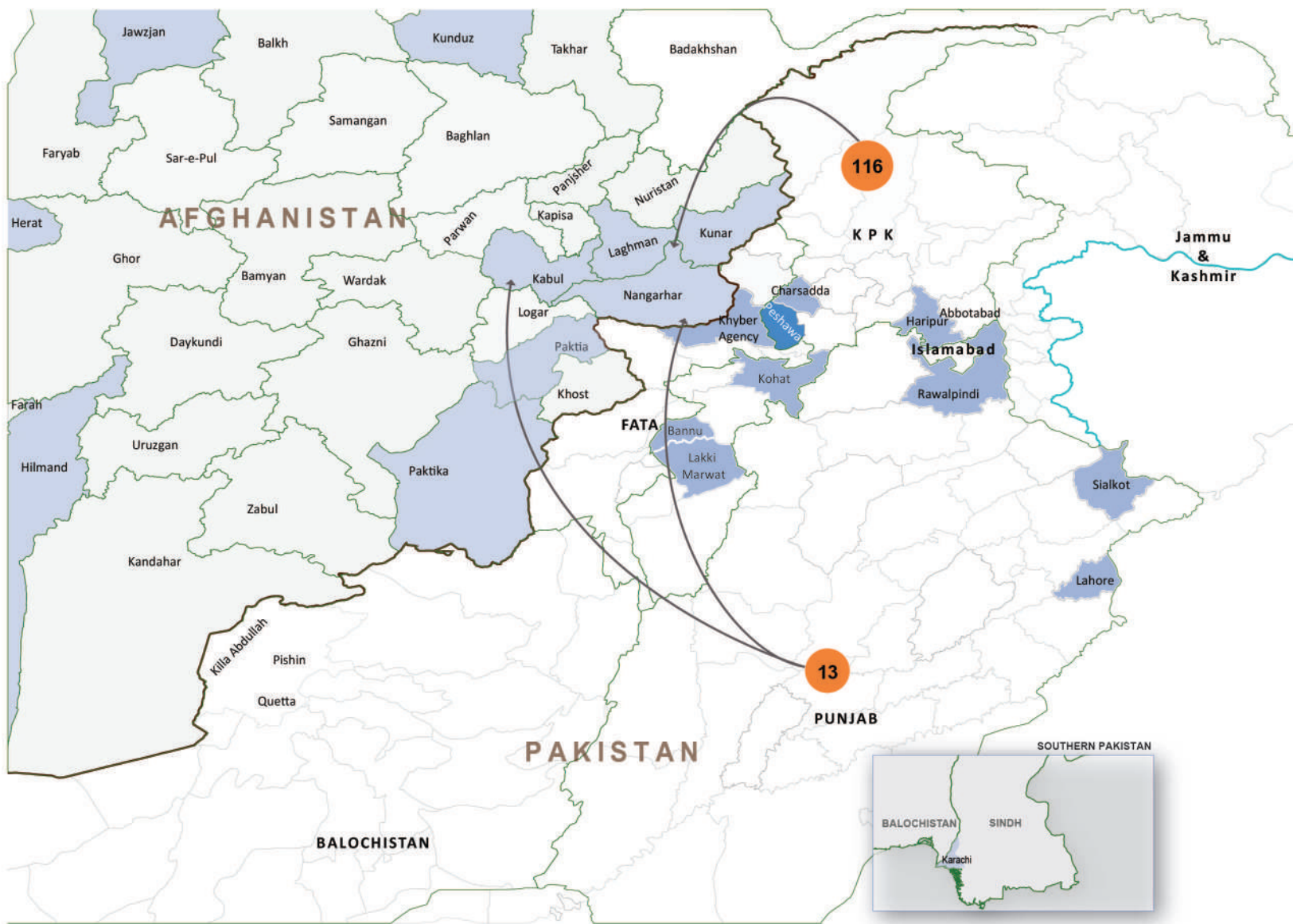
Flow Monitoring - Spontaneous Returns of Undocumented Afghans from Pakistan

22nd July - 28th July 2018



HIGH RETURN AREAS

Population Movement Trend for Spontaneous Returns of Undocumented Afghans from Pakistan



AFGHANISTAN



The **top 5 destination** provinces for returns are

- Nangarhar (38%)
- Kabul (23%)
- Kunar (13%)
- Kunduz (8%)
- Laghman (8%)

PAKISTAN



The **largest proportion of returns** are from:

- Khyber Pakhtunkhwa (90%)
- Punjab (10%)

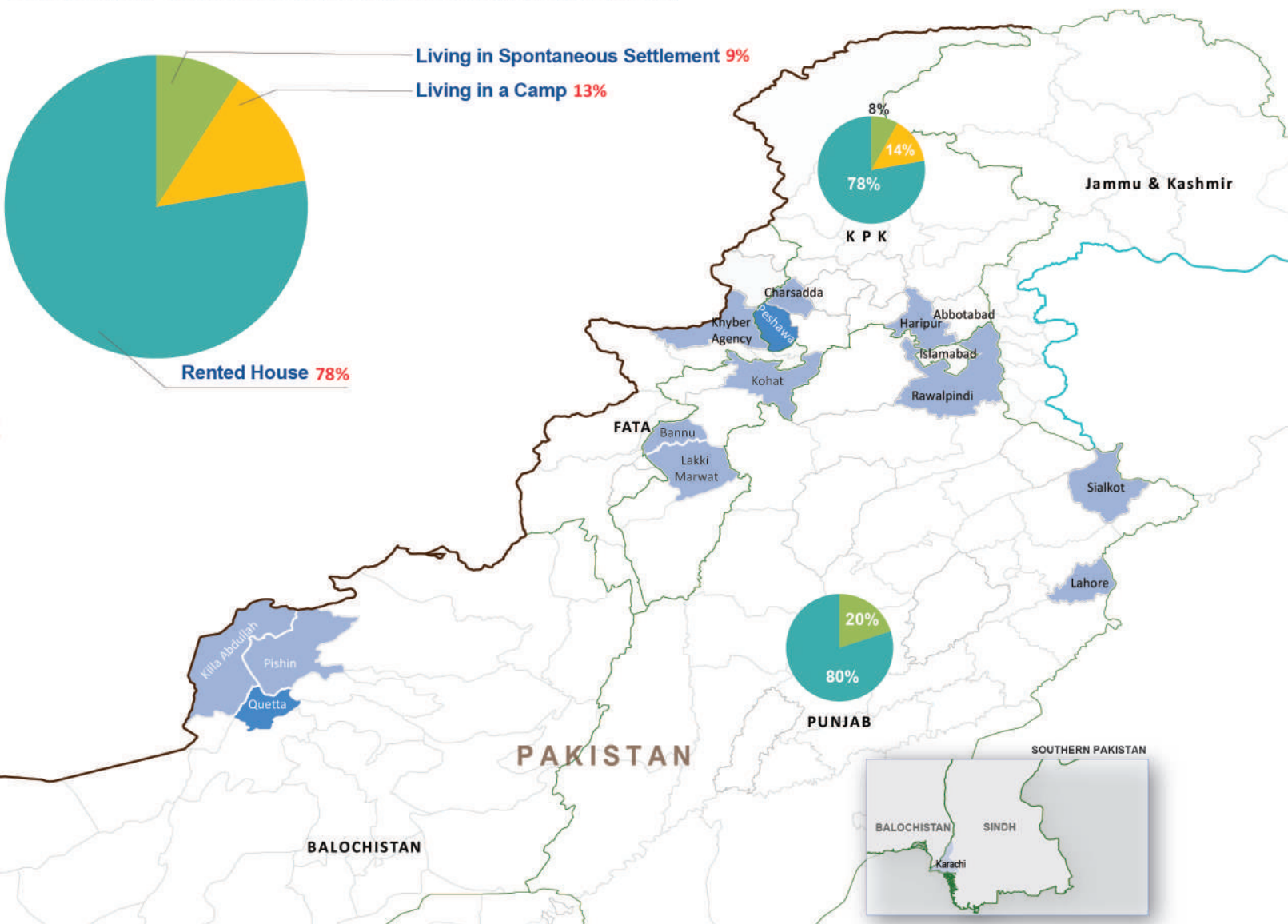
Data Source: Population Census Organization, UNOCHA

Disclaimers: The designations employed and the presentation of material on this map do not imply the expression of any opinion whatsoever on the part of the Secretariat of the United Nations concerning the legal status of any country, territory, city or area or of its authorities, or concerning the delimitation of its frontiers or boundaries. The dotted line represents approximately the line of control between India and Pakistan. The final status of Jammu and Kashmir has not yet been agreed upon by the parties.

Please note: The boundaries and names shown and the designations used on this map do not imply official acceptance or endorsement by IOM.

LIVING CONDITIONS IN PAKISTAN

Current Living Conditions of Undocumented Afghans in Pakistan



Overall 78% of Undocumented Afghan returnees from this week lived in **rented houses**, followed by **13%** in **camps**, whereas the remaining **9%** comprise of families that lived in **spontaneous settlements**.

Similar reporting patterns were observed at the provincial level, where for example in **KPK 78%**, and in **Punjab 80%** of Undocumented Afghan Families lived in a rented house.

It was observed that in **KPK 14%** of Undocumented Afghan Families lived in a **camp** and **8%** lived in **spontaneous settlements**. Whereas in **Punjab 20%** of the Undocumented Afghan Families lived in **spontaneous settlements** and **none** lived in a **camp**.

Data Source: Population Census Organization, UNOCHA

Disclaimers: The designations employed and the presentation of material on this map do not imply the expression of any opinion whatsoever on the part of the Secretariat of the United Nations concerning the legal status of any country, territory, city or area or of its authorities, or concerning the delimitation of its frontiers or boundaries. The dotted line represents approximately the line of control between India and Pakistan. The final status of Jammu and Kashmir has not yet been agreed upon by the parties.

Please note: The boundaries and names shown and the designations used on this map do not imply official acceptance or endorsement by IOM.

* The Response for "Own House" relates to the fact that land/house is bought in the name of Pakistani relatives.