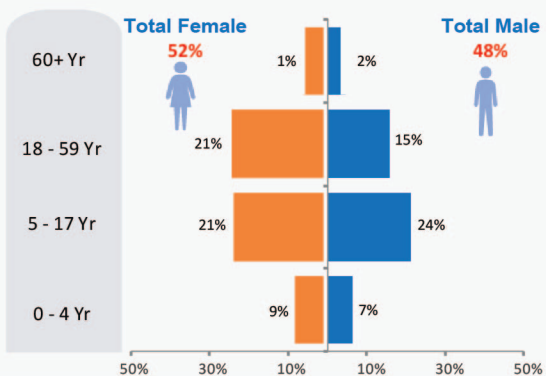


* Overall returnees through **Torkham** and **Chaman/Spin Boldak** since January 2017 **69,912**

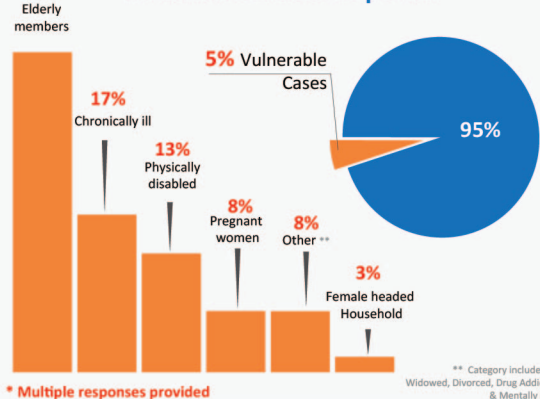


This reporting period **644**

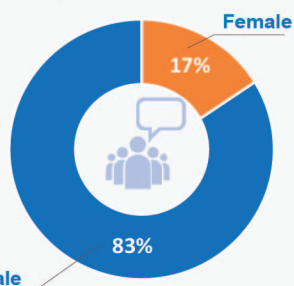
Age-Gender Disaggregation (Individuals)



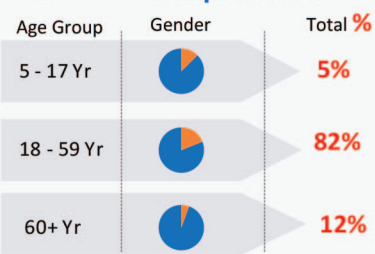
* Vulnerable Cases Reported



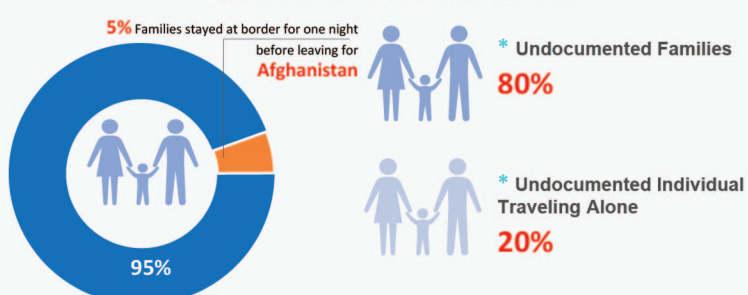
Respondent Gender



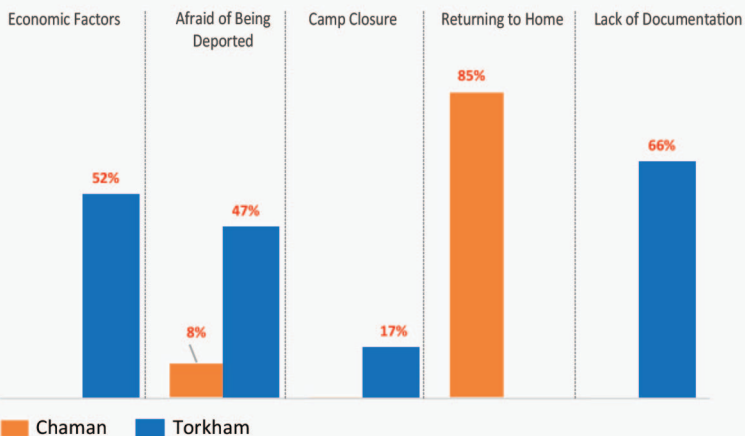
Age Group of Respondents



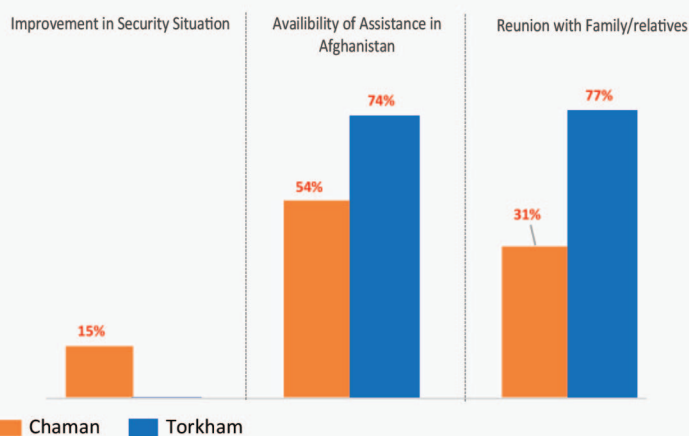
92 Families Crossed Border



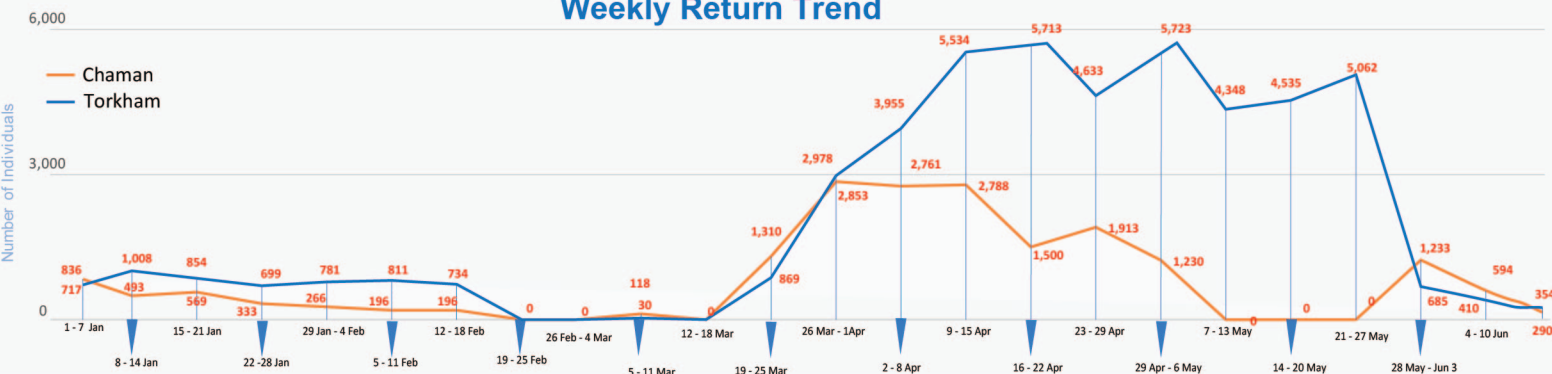
PUSH Factors



PULL Factors



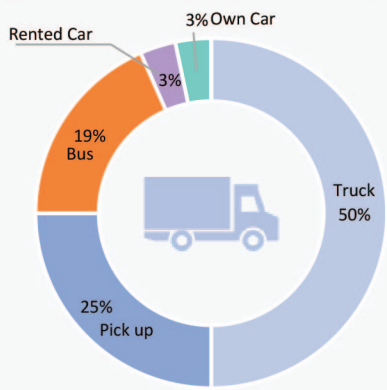
Weekly Return Trend



Movement Trends and Transportation Costs (Top 10 Provinces)



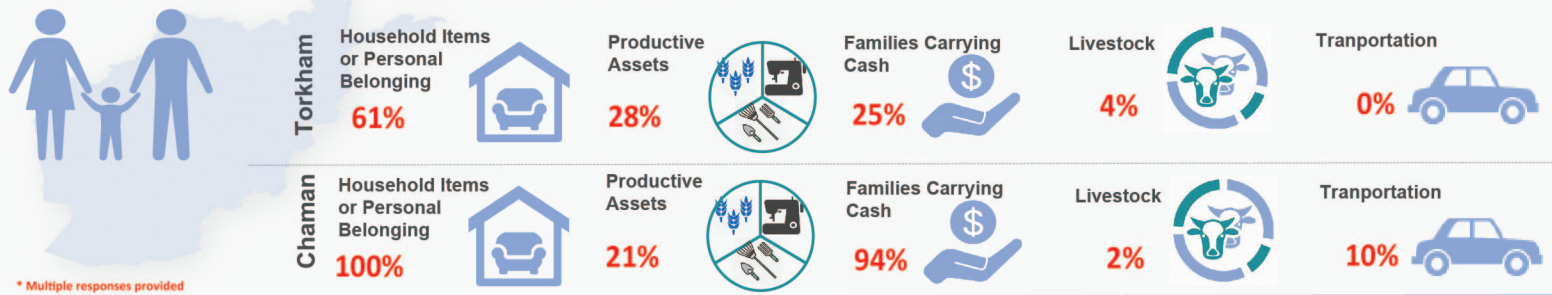
74 Vehicles crossed the border



Average Amount Paid by Vehicle Type

Vehicle Type	Location	Min	Max	Average
Truck	Chaman	3,500 PKR	50,000 PKR	On average 14 individuals used one Truck
	Torkham	20,000 PKR	150,000 PKR	
Bus	Chaman	15,000 PKR	30,000 PKR	On average 10 individuals used one Bus
	Torkham	7,000 PKR	100,000 PKR	
Pickup	Chaman	2,500 PKR	18,000 PKR	On average 8 individuals used one Pickup
	Torkham	7,000 PKR	45,000 PKR	
Rented Car	Chaman	500 PKR	68,000 PKR	On average 6 individuals used one car
	Torkham	35,000 PKR	70,000 PKR	

* % of Households travelling with assets to Afghanistan



Population Movement Trend for Spontaneous Returns of Undocumented Afghans from Pakistan

