

1,130,466 TOTAL ARRIVALS TO EUROPE 2015/2016

84,406 TOTAL ARRIVALS TO EUROPE in 2016

8,804 TOTAL ARRIVALS TO EUROPE 4 - 10 Feb 2016

Contents

- [Highlights](#)
- [Cumulative arrivals and weekly overview](#)
- [Overview maps](#)
- [Turkey](#)
- [Bulgaria](#)
- [Greece](#)
- [former Yugoslav Republic of Macedonia](#)
- [Serbia](#)
- [Hungary](#)
- [Croatia](#)
- [Slovenia](#)
- [Italy](#)
- [Fatalities in the Mediterranean & Aegean](#)
- [The Northern Route](#)
- [About this report](#)
- [Flow Monitoring Survey Analysis](#)



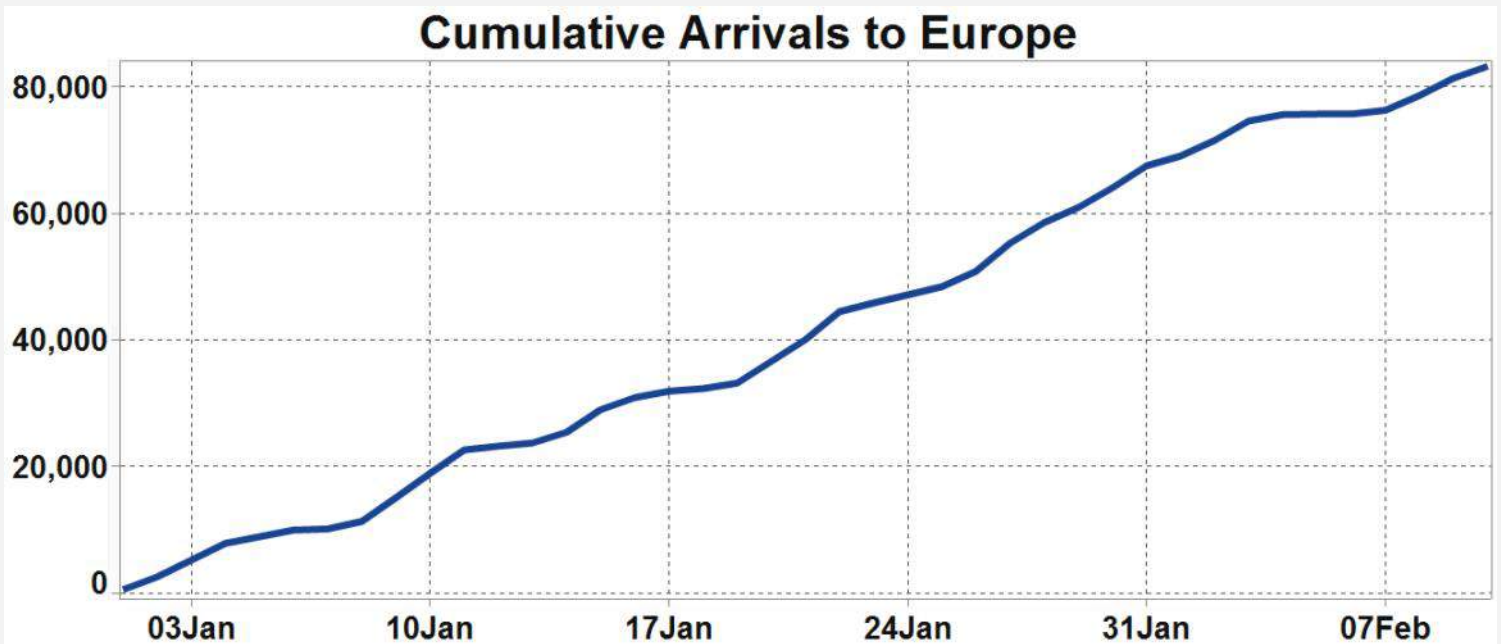
Visit IOM's interactive map to view data on flows: migration.iom.int/europe/

1. Highlights

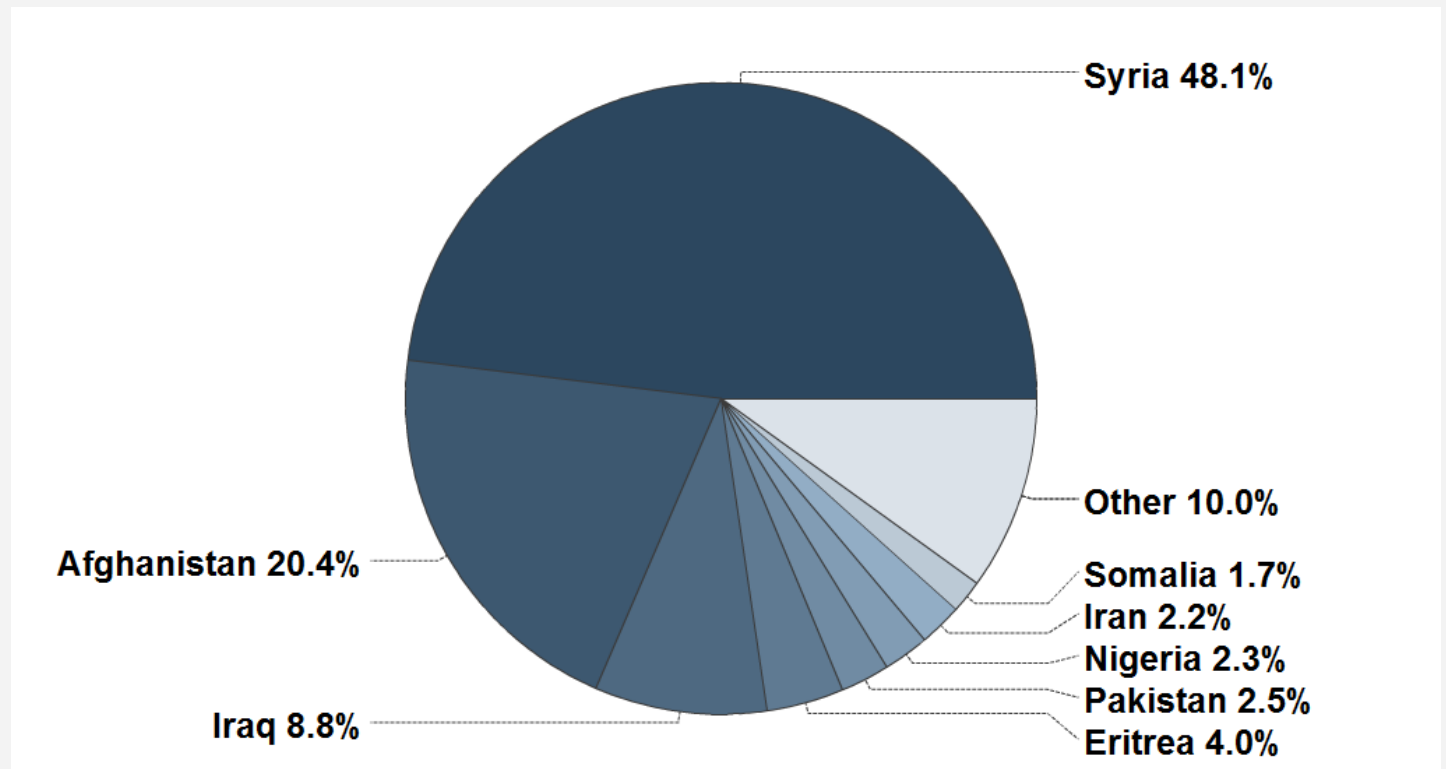
- **Flow Monitoring:** As of 10 February 2016 IOM field staff in Greece, fYROM, Croatia, and Slovenia had amassed interviews with over 4,681 migrants and asylum seekers, of which 406 people were interviewed over the week from 4 February – 10 February. Individuals of Syrian, Afghan, Iraqi, Iranian and Pakistani nationalities comprised 94% of all respondents.
- See sections on [Greece](#) and [Italy](#) for an update on the EU's **Relocations Plan**.
- For numbers of fatalities and missing persons in the Mediterranean and Aegean seas, go to [page 35](#).
- See the **Northern Route** section for developments in the news about the [route to Finland and Norway](#) from Russia.
- See the sections for Greece, fYROM, Serbia, Croatia, and Slovenia for maps showing the **transport and logistics** used between entry, transit, and exit points.
- For information on this report, including details on the sources of this report's data and tallying methodologies used, please see page 37. On 06 January 2016 **Germany's** Ministry of Interior announced that it had begun using a new system to count arrivals in 2015, rather than the asylum application system. The new numbers indicate that there may have been a larger overall number of arrivals to Europe in 2015 than has to date been detected in countries of transit. For a fuller explanation of this difference, please see [page 37](#).
- For a snapshot of first time asylum applications in the EU28 and Iceland, Liechtenstein, Norway and Switzerland compiled by Eurostat and analysed by IOM, please see page 48.

2. Cumulative arrivals and weekly overview

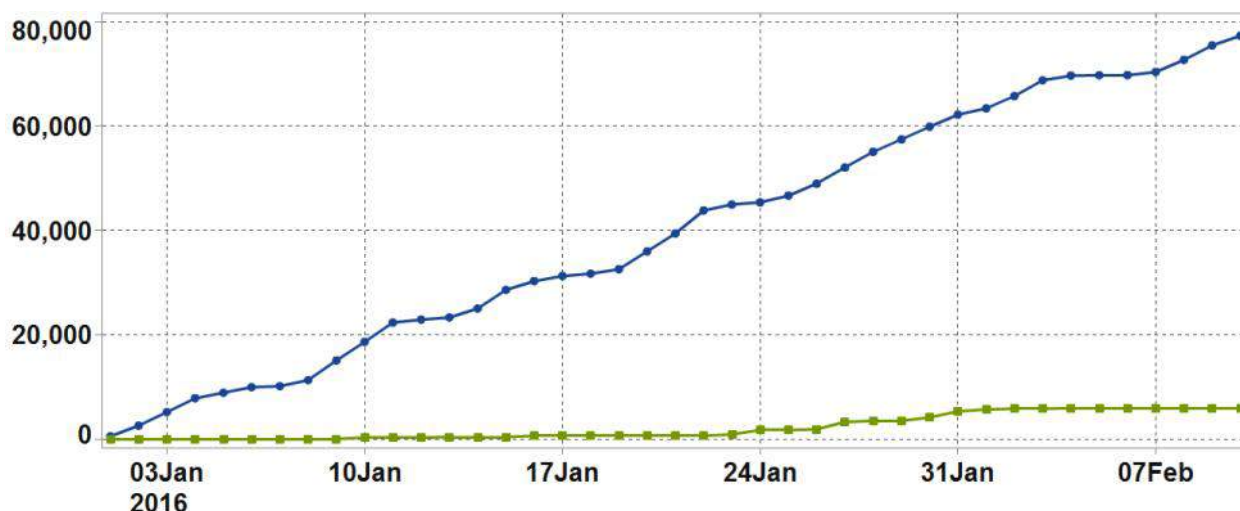
2.1. Aggregate cumulative arrivals to Europe



2.1.1. Nationalities of aggregate cumulative arrivals to Europe



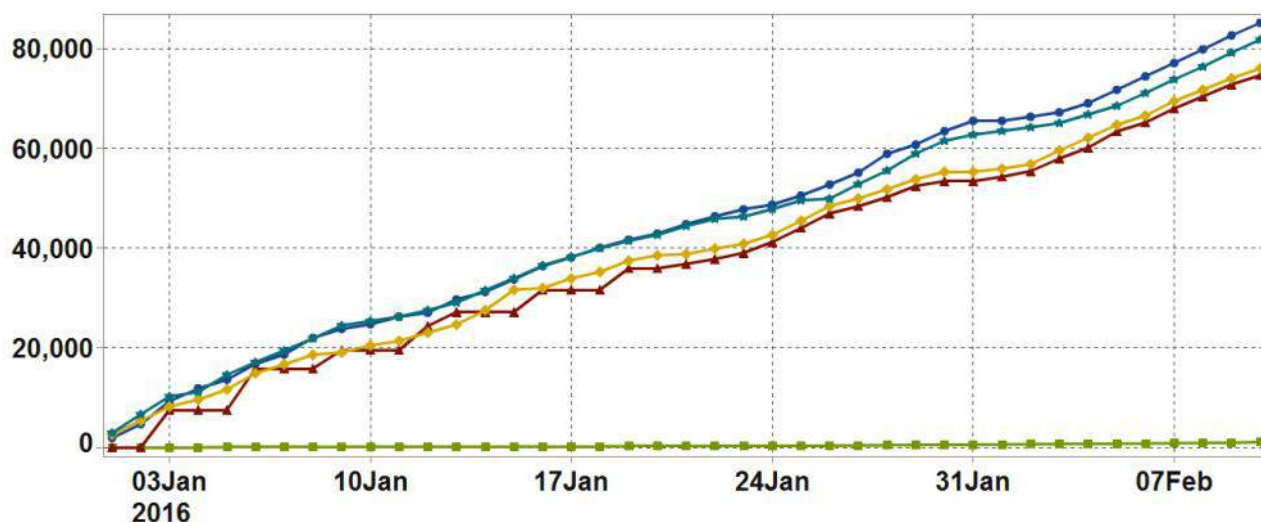
2.2. Cumulative arrivals by reporting date grouped by country (countries of first arrival)



Country name
 — Greece — Italy

Country name ▲	Greece	Italy
Report Date ▲	Cumulative arrivals 2016	Cumulative arrivals 2016
04Feb2016	69,666	5,898
05Feb2016	69,750	5,898
06Feb2016	69,757	5,898
07Feb2016	70,365	5,898
08Feb2016	72,688	5,898
09Feb2016	75,441	5,898
10Feb2016	77,309	5,898

2.2.1. Cumulative arrivals by reporting date grouped by country (other countries)



Country name
 — Croatia — Hungary — Macedonia — Serbia — Slovenia

Country name ▲	Croatia	Hungary	Macedonia	Serbia	Slovenia
Report Date ▲	Cumulative arrivals 2016	Cumulative arrivals 2016	Cumulative arrivals 2016	Cumulative arrivals 2016	Cumulative arrivals 2016
04Feb2016	69,085	720	60,146	62,156	66,840
05Feb2016	71,769	739	63,402	64,741	68,553
06Feb2016	74,478	788	65,184	66,580	71,133
07Feb2016	77,145	841	68,025	69,504	73,827
08Feb2016	79,891	889	70,418	71,772	76,409
09Feb2016	82,671	961	72,873	74,085	79,214
10Feb2016	85,215	1,065	74,690	76,060	81,851

2.3. Weekly trends

There was a decrease of 56% in total arrivals to countries of first arrival (Greece, Italy, Malta, Spain, Bulgaria) for the period of 04/02/2016 - 10/02/2016, compared to the week before.

2.3.1. Weekly trends: countries of first arrival

Country ▼	Bulgaria		Greece		Italy	
Period ▼	Arrivals	% change	Arrivals	% change	Arrivals	% change
28 Jan 2016 to 03 Feb 2016	148	.	16,723	.	1,622	.
04 Feb 2016 to 10 Feb 2016	156	5.41%	8,531	-48.99%	117	-92.79%

2.3.2. Weekly trends: other countries

Country ▼	Croatia		FYROM		Hungary		Serbia		Slovenia	
Period ▼	Arrivals	% change	Arrivals	% change	Arrivals	% change	Arrivals	% change	Arrivals	% change
28 Jan 2016 to 03 Feb 2016	12,107	.	9,599	.	311	.	9,678	.	12,262	.
04 Feb 2016 to 10 Feb 2016	17,966	48.39%	16,717	74.15%	376	20.90%	16,426	69.73%	16,744	36.55%

2.4. Daily arrivals by reporting date grouped by country (countries of first arrival)

Country name ▲	Greece	Italy	Total
Report Date ▲	Daily arrivals	Daily arrivals	Daily arrivals
04Feb2016	888	117	1,005
05Feb2016	84	0	84
06Feb2016	7	0	7
07Feb2016	608	0	608
08Feb2016	2,323	0	2,323
09Feb2016	2,753	0	2,753
10Feb2016	1,868	0	1,868
Total	8,531	117	8,648

2.5. Daily arrivals by reporting date grouped by country (other countries)

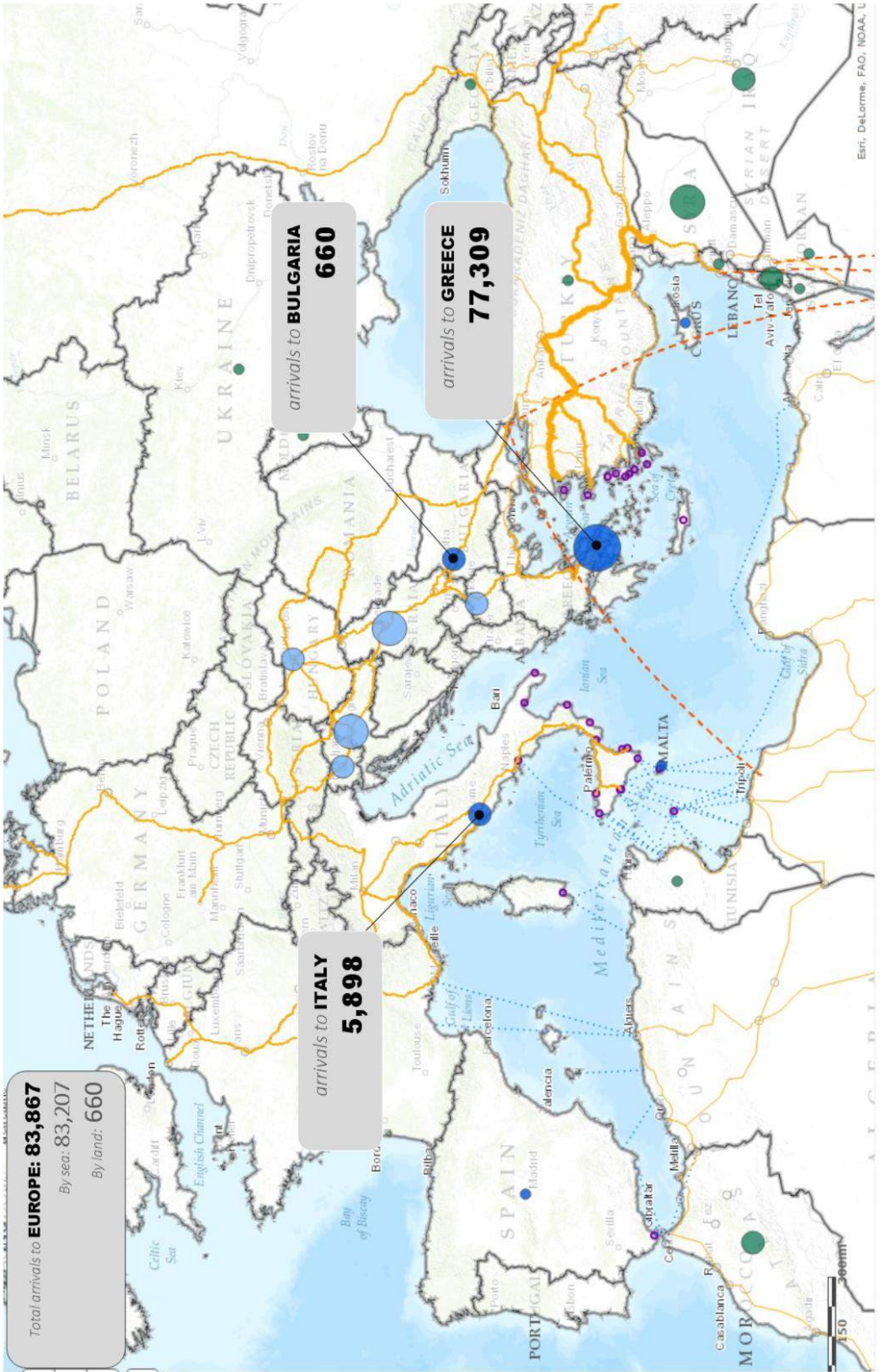
Country name ▲	Croatia	Hungary	Macedonia	Serbia	Slovenia
Report Date ▲	Daily arrivals	Daily arrivals	Daily arrivals	Daily arrivals	Daily arrivals
04Feb2016	1,836	31	2,173	2,522	1,733
05Feb2016	2,684	19	3,256	2,585	1,713
06Feb2016	2,709	49	1,782	1,839	2,580
07Feb2016	2,667	60	2,841	2,924	2,694
08Feb2016	2,746	51	2,393	2,268	2,582
09Feb2016	2,780	90	2,455	2,313	2,805
10Feb2016	2,544	109	1,817	1,975	2,637
Total	17,966	409	16,717	16,426	16,744



Disclaimer: Base Map Source: ESRI. This map is for illustration purposes only. Names and boundaries on this map do not imply official endorsement or acceptance by IOM.

OVERVIEW: MIGRANT FLOWS TO EUROPE

Registered and reported arrivals to Greece, Italy and Bulgaria from 01 January 2016 to 10 February 2016

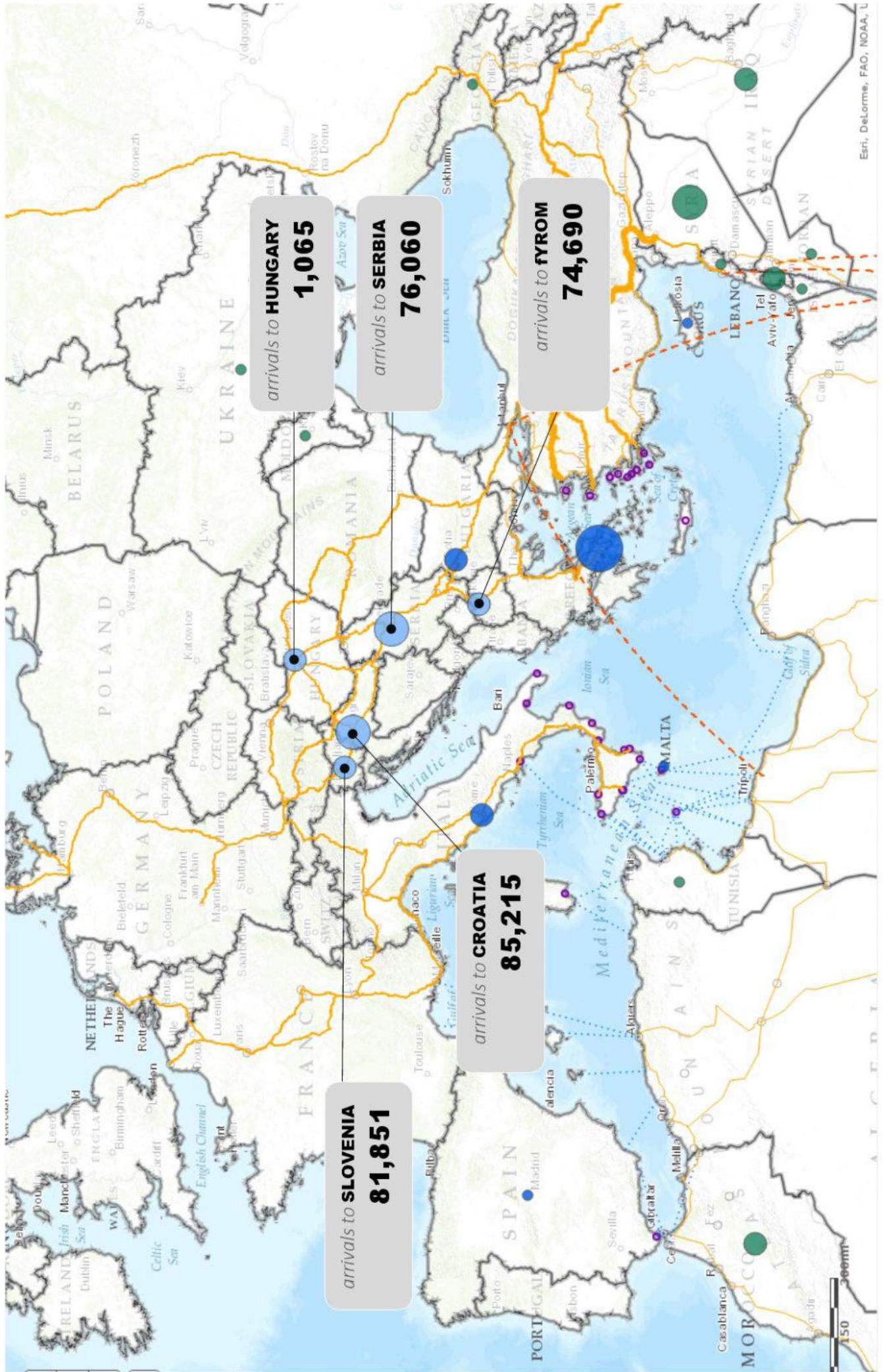




Disclaimer: Base Map Source: ESRI. This map is for illustration purposes only. Names and boundaries on this map do not imply official endorsement or acceptance by IOH.

OVERVIEW: MIGRANT FLOWS TO EUROPE

Registered and reported arrivals to FYROM, Serbia, Croatia, Slovenia and Hungary 🌐 From 01 January 2016 to 10 February 2016



3. Turkey



3.1. Advanced Notifications

08 February 2016 – In Turkey the systems for thorough data collection have not yet been established, with the only available information being provided by the Turkish Coast Guard. As of 08 February 2016, The Turkish Coast Guard had apprehended 6,425 irregular migrants and 138 fatalities for 2016.

As mentioned, these figures only include those apprehended and rescued by the Coast Guard; actual numbers of migrants and asylum seekers departing Turkey by sea are in fact much higher than this.

3.2. Cumulative rescues and apprehensions by reporting date in Turkey

Mediterranean Developments-Rescues/Apprehensions by Turkish Coast Guard Statistics for 2016 *As of 8 February 2016				
Months	Number of Cases	Number of irregular migrants	Number of deaths	Number of facilitators
January	133	5,491	102	14
February*	22	934	36	5
Total	155	6,425	138	19

FROM THE MEDIA

10 February 2016 – Following an offensive in Aleppo, between 01 and 09 February approximately 35,000 - 45,000 people fled and travelled to nearby border areas (including Bab al-Salama border crossing) with Turkey. Turkey's Foreign Minister reported that during a recent unspecified period, 10,000 Syrians had been allowed to cross the border in a "controlled fashion". <http://reliefweb.int/report/turkey/turkey-let-stranded-syrians-seek-protection>

3.3. Entry and exit points

Irregular entry points by land: Hatay, Kilis, Şanlıurfa (from Syria), Silopi, Çukurca (from Iraq), Şemdinli, Yüksekova, Başkale, Ağrı, Doğubeyazıt (from Iran)

Irregular exit locations by sea: Kaş, Datça, Bodrum, Kuşadası, Didim Çeşme, Dikili, Ayvacık (Çanakkale), Balıkesir (Ayvalık) (to Greece)

Irregular exit locations by land: Edirne (to Greece and Bulgaria), Kırklareli (to Bulgaria)

Irregular entry by air: Istanbul Ataturk, Istanbul Sabiha Gokçen, Antalya, Esenboğa Ankara (from third countries)

Irregular exit by air: Istanbul Ataturk, Istanbul Sabiha Gokçen (to certain EU MS)

4. Bulgaria



4.1. Advanced Notifications

From the start of 2016 to 04 February 2016, Bulgarian authorities apprehended a total of 660 migrants and asylum seekers entering, exiting, and within the country. The most prominent nationalities in descending order were Iraqis, Syrians, Afghans, Pakistanis and Iranians. The vast majority, 86%, were apprehended on green borders, while only 14% were apprehended on checkpoints. Over the week from 28 January—04 February 156 migrants and asylum seekers were apprehended entering the country irregularly from the Turkish border.

Unlike other Balkan states, Bulgaria does not have a policy to facilitate the migration flow to Western Europe. Therefore, numbers from Bulgaria are not of registered arrivals but rather of apprehensions by the Bulgarian authorities of irregular migrants on entry, within the country, and on exit. This makes dating the exact entry of arrivals difficult, as someone apprehended in 2016 might have entered the country in 2015. As such, IOM has decided to account for flows into the country in the following manner: The figure for arrivals in 2015 includes apprehensions on entry, in country, and on exit. The figure for arrivals from 01 Jan 2016 – 01 March 2016 includes only apprehensions on entry. The figure for arrivals from 01 March 2016 – 01 April 2016 includes only apprehensions on entry and in country. The figure for arrivals from 01 April 2016 – 01 May 2016 includes all three data sets: entry, in country, and on exit. Furthermore, only apprehensions on entry from the Turkish-Bulgarian border are counted.

4.2. Cumulative arrivals by reporting date in Bulgaria

Date	Cumulative Arrivals
14 Jan 2016	225
21 Jan 2016	356
28 Jan 2016	504
04 Feb 2016	660



4.3. Entry and exit points

Main known entry points: border checkpoints Kapitan Andreevo, Lesovo, Malko Tarnovo and territories nearby on the green border between Turkey and Bulgaria, Petrich region and green border near Kulata-Promahon checkpoint on border between Greece and Bulgaria.

Main known exit points: border checkpoints Kalotina, Vrashka Chuka, Bregovo and territories nearby on the green border between Bulgaria and Serbia; green border nearby Gyueshevo border checkpoint on border between FYROM and Bulgaria.

4.4. Transportation and logistics

Most irregular migrants enter Bulgaria from green border on foot. Migrants coming from border checkpoints usually enter by hiding in buses or other vehicles. Undetected migrants continue their journey via taxis and private transportation to external borders or to big cities to find a means of onward transportation out of the country.





4.5. Open reception centers (as of 28 January 2016)

Migrants accommodated in the open reception centers under SAR (SAR provided data)		Banya	Pastrogor	Ovcha kupel (Sofia)	Vrazhdebna (Sofia)	Voenna rampa (Sofia)	Harmanli	Total
Capacity		70	320	860	370	800	2710	5130
Accommodated migrants	Total	57	95	207	0	85	181	625
	% of used capacity	81%	30%	24%	0%	11%	7%	12%
	Syrian Nationals	57	69	16	0	26	105	273
Accommodated migrants with granted refugee status		0	25	4	0	7	33	69

5. Greece



5.1. Key Findings and Advanced Notifications

As of 10 February 2016, the cumulative arrivals to Greece over sea stands at 77,309 since the start of 2016. Over 4 to 10 February it is estimated that 8,531 migrants entered Greece via the blue borders. This is sharply below from the previous week, which saw 16,723 arrivals by sea.

05 February—Since the afternoon SOPs for crossing the GR FYROM border changed again. Stamped declaration of destination country in the police registration paper provided by the Greek authorities is no longer a pre-condition for migrants (of the three nationalities allowed to cross) to be allowed by the FYROM authorities to cross the GR FYROM border. The border remains open, however only 100 migrants per hour are allowed to cross.

05 February—Daily arrivals in the Aegean decreased sharply, down to less than a hundred. The decreased number of arrivals is mainly attributed to the bad weather conditions as there was also prohibition on the ferry routes. Arrivals virtually ceased until 10 February.

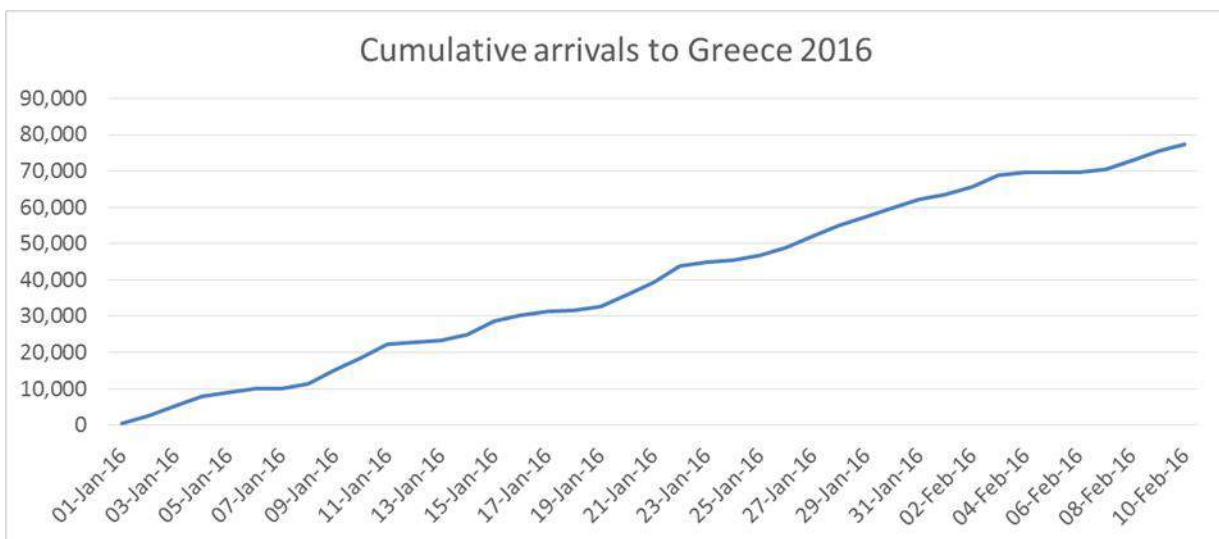
06 February— There is a backlog of 71 buses at the gas station 2km before the border Idomeni border.

09 February—After extensive protests in Sindos Thessaloniki regarding setting up in a former army camp a migrants' accommodation center there (called "relocation center"), the plan has been cancelled and the Ministry of Migration Policy is in search of a new location.

09 February— Referrals for relocations are made by UNHCR from Idomeni. It mainly concerns nationalities not allowed to cross border, yet eligible for relocation, like Eritreans, Yemenis and Palestinians coming from Syria. Migrants are hosted in Thessaloniki with the responsibility of NGO Praxis (UNHCR implementing partner) and their cases are dealt with in the Regional Asylum Service Office in Thessaloniki.

10 February—According to the Hellenic Coast Guard, between 04 and 10 February there were 16 incidents off the coasts of Lesbos, Chios, Symi, Samos, Agathonisi, Kalolymnos, and Megisti, requiring the Hellenic Coast Guard (HCG) to search and 509 migrants and asylum seekers.

5.2. Cumulative arrivals by reporting date in Greece





5.3. Flow Monitoring: Since November 2015, IOM staff in Greece have collected data from interviews with 293 migrants and asylum seekers.

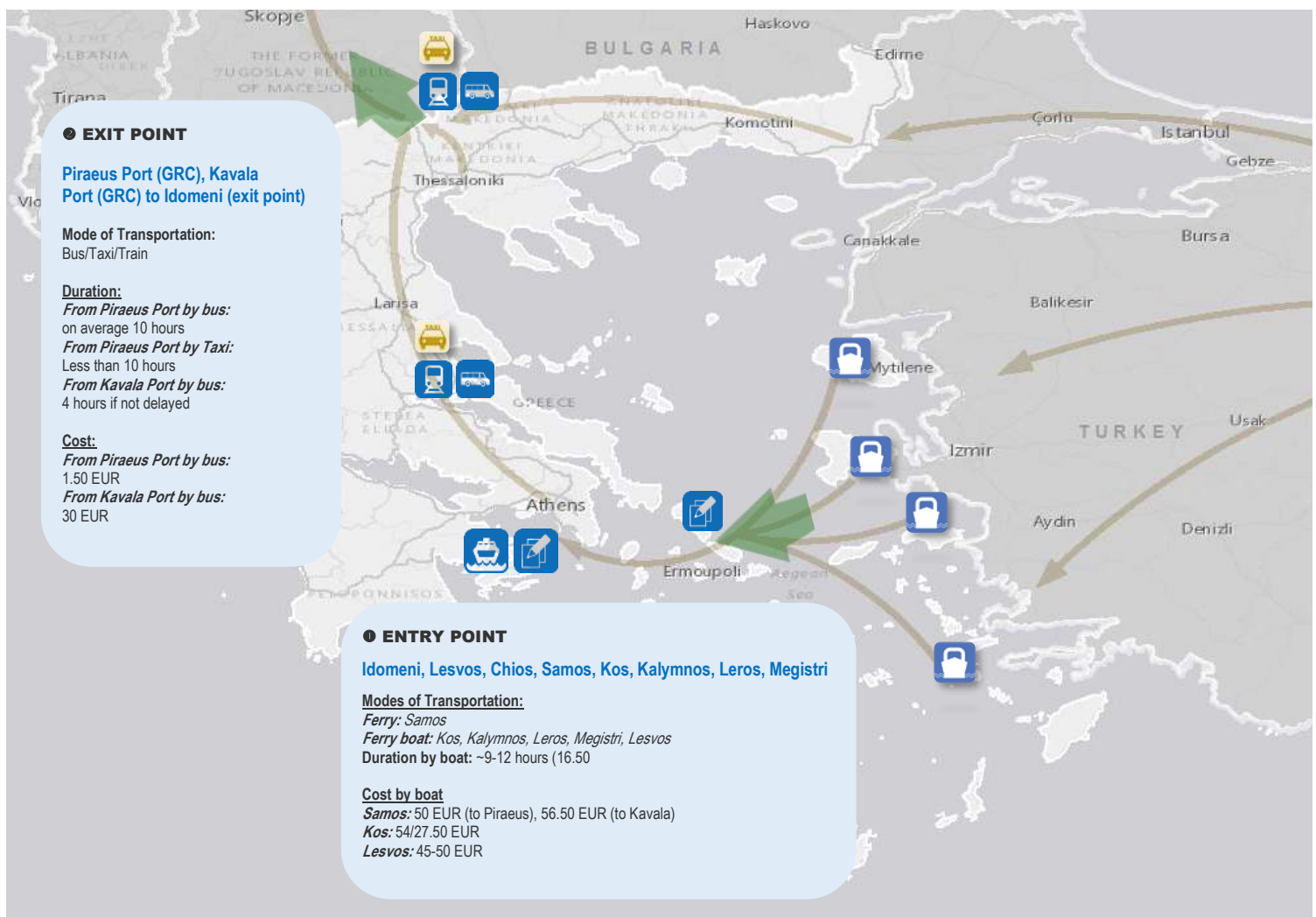
5.4. Relocations: 09 February – To date, 489 individuals have been relocated, of which 217 from Greece (30 to Luxembourg, 44 to Finland, 10 to Germany, 4 to Lithuania, 20 to Portugal, 10 to Ireland, 93 to France and 6 to Latvia). The European Commission has made available an overview of Member States' support to the EU relocation mechanism. To date, 18 out of the 31 participating countries have pledged to make places available, namely Belgium (30), Bulgaria (1,302), Cyprus (30), Finland (220), France (1,100), Germany (40), Ireland (20), Latvia (481), Lithuania (40), Luxembourg (90), Malta (131), the Netherlands (100), Poland (100), Portugal (130), Romania (315), Spain (50), Sweden (300) and Liechtenstein (43), with an overall number of only 4,522 places. You can find the overview [here](#).

5.5. Entry and exit points

Main landing points: The islands of Lesbos, Kos, Samos, Rhodes, Kalymnos, Megisti, Leros and Chios.

Main known exit points: Idomeni (borders between Greece and the former Yugoslav Republic of Macedonia)

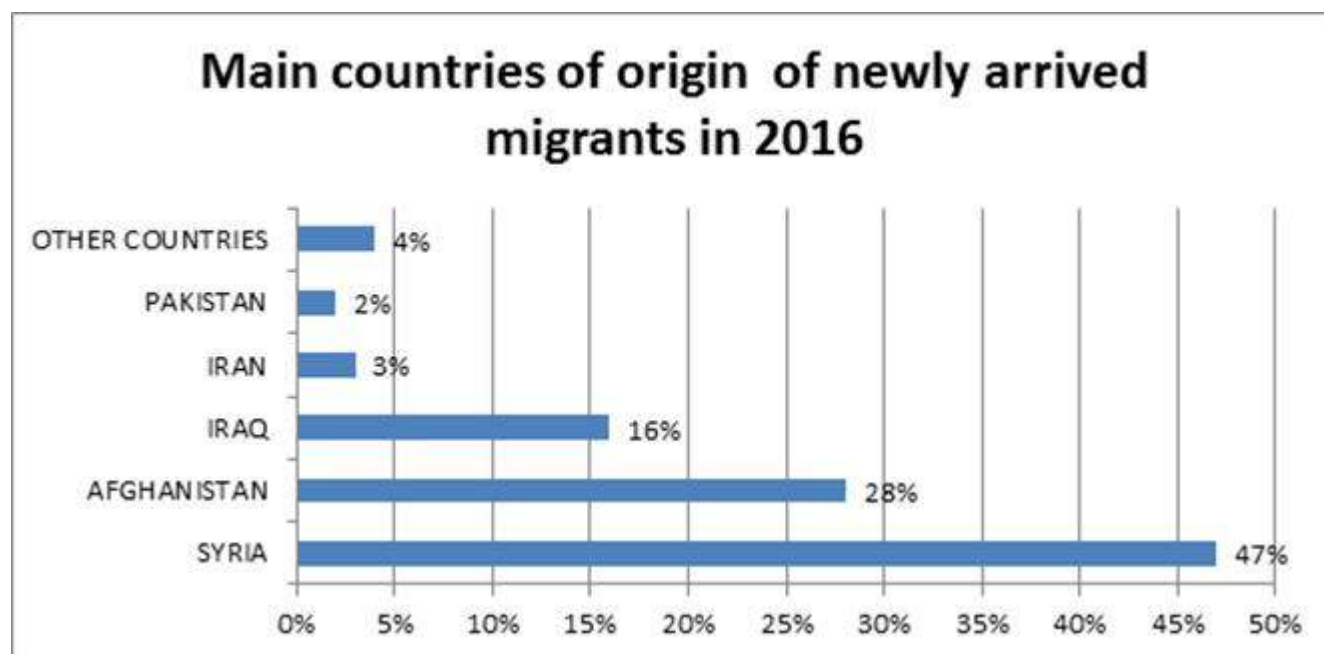
5.6. Transport and logistics





5.7. Cumulative arrivals by nationality of origin 2016 (from 1 Jan to 25 Jan 2016)

Sample of 34,185 out of 45,661 registered arrivals

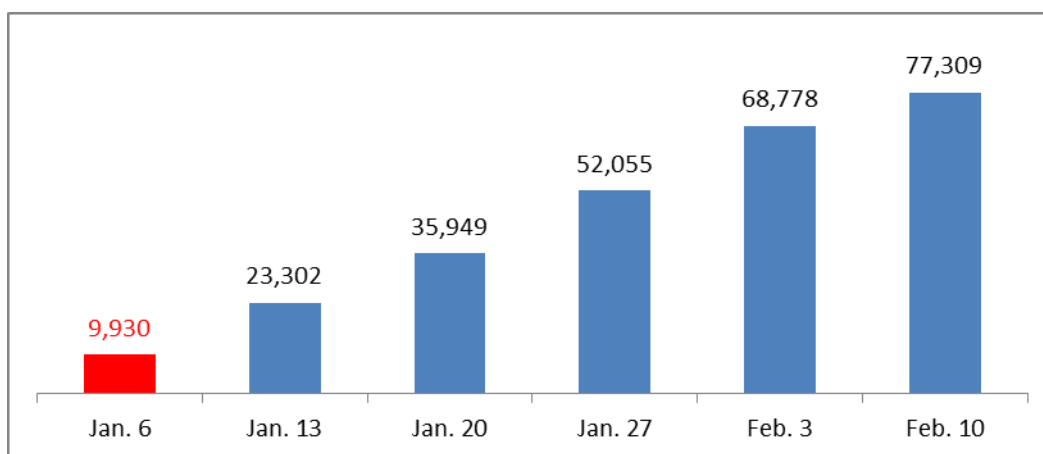




5.9. Weekly data

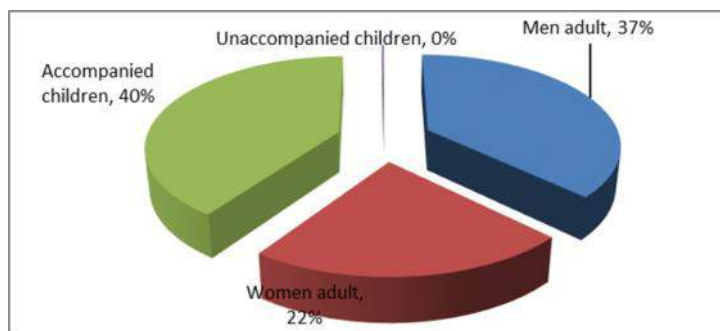
5.9.1. Cumulative arrivals

Period	Arrivals	Cumulative arrivals	Percent cumulative
Jan 1 - Jan 6	9,930	9,930	13%
Jan 6 – Jan 13	13,372	23,302	30%
Jan 13 – Jan 20	12,647	35,949	47%
Jan 20 – Jan 27	16,106	52,055	67%
Jan 28 – Feb 03	16,723	68,778	89%
Feb 03 – Feb 10	8,531	77,309	100%

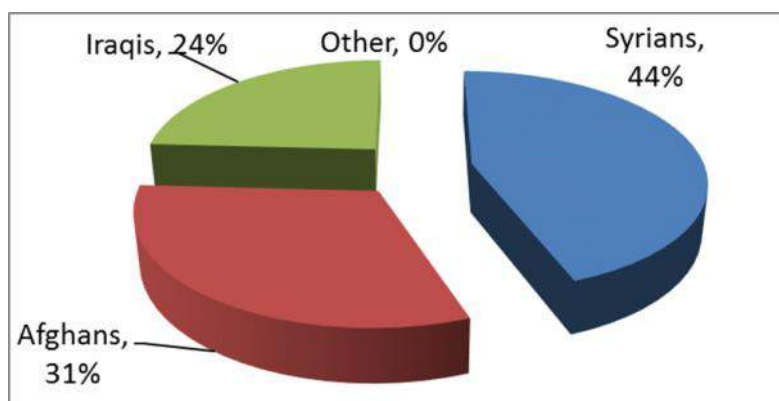


5.9.2. Demographics of weekly departures from Greece (exit point, Idomeni) for the period of 04 Feb to 10 Feb 2016

Age group	Departures	Percentage	Percentage
Men adult	6,213	37%	60%
Women adult	3,748	22%	
Accompanied children	6,716	40%	40%
Unaccompanied children	29	0%	
Total	16,706	100%	100%



Nationality	Departures	Percentage
Syrians	7,417	44%
Afghans	5,249	31%
Iraqis	4,040	24%
Other	0	0%
Total	16,706	100%





5.10. Daily arrivals for 10 Feb 2016

Point of Arrival	*Numbers – Ad hoc communication between IOM Regional staff and the Hellenic Police in the islands	Numbers – HQs/ Hellenic Coast Guard Identification and Rescue operations
Lesvos island	255	-
Samos island	330	30
Chios island	886	85
A' Dodecanese		
Rhodes	-	-
Symi	-	-
Tilos	-	-
Megisti	-	-
Chalki	-	-
B' Dodecanese		
Kos	352	-
Kalymnos	-	-
Patmos	-	-
Farmakonisi	-	-
Leros	39	-
Lipsi		
Lipsoi	-	-
Pserimos	-	-
Mithimna	-	-
Crete	-	-
Ikaria	-	-
TOTAL	1,862	115

6. The former Yugoslav Republic of Macedonia (fYROM)



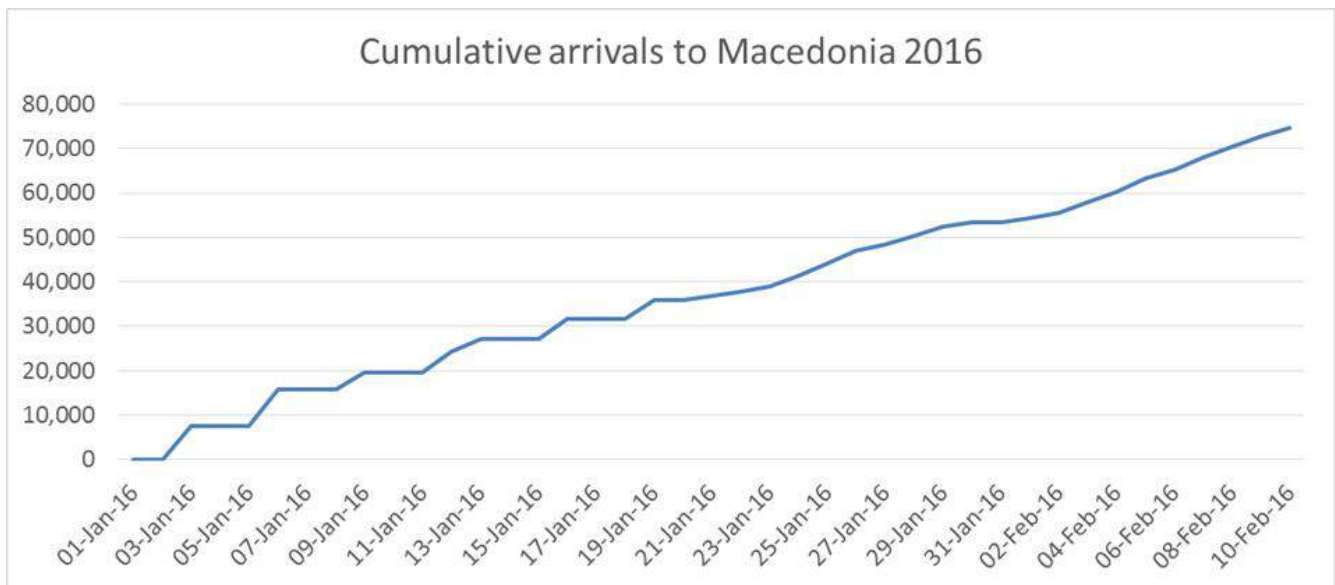
6.1. Key Findings and Advanced Notifications

From 04 - 10 February 2016 a total of 16,717 migrants and asylum seekers were registered arriving in fYROM, up from 9,599 in the previous week. Since the beginning of 2016, a total of 74,690 migrants and asylum seekers have entered the country.

Since 18 November 2015, migrants and asylum seekers who are not Syrian, Afghan, or Iraqi nationals have been refused entry.

6.2. Flow Monitoring: Since December 2015, IOM staff in fYROM have collected data from interviews with 895 migrants and asylum seekers.

6.3. Cumulative arrivals by reporting date in fYROM



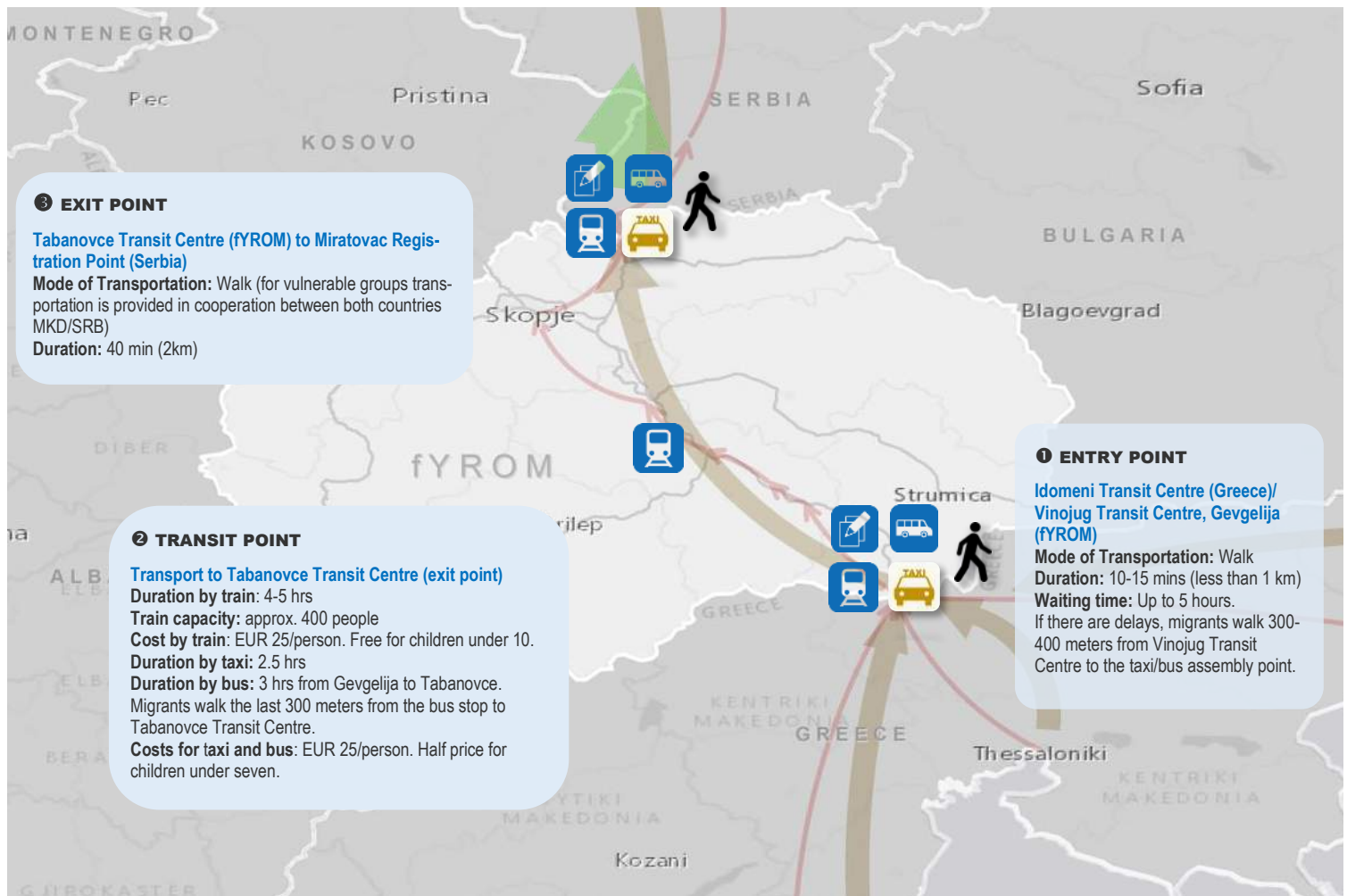


6.4. Entry and exit points

Main known entry points: Gevgelija (southern border with Greece - entry point): Transit reception center - where registration of persons who have expressed intention to seek asylum in the country is completed. Migrants spend up to several hours on registration before taking the train or other transportation to the northern border.

Main known exit points: Tabanovce near the city of Kumanovo (at the northern border with Serbia - exit point). Again the persons in this center stay for a short period of time (up to two hours) before continuing their journey. Both points are open/active. The Sector for Border Affairs and Migration is present both at the Centre in Gevgelija and in Tabanovce (to a lesser extent, as it is an exit point).

6.5. Transportation and logistics



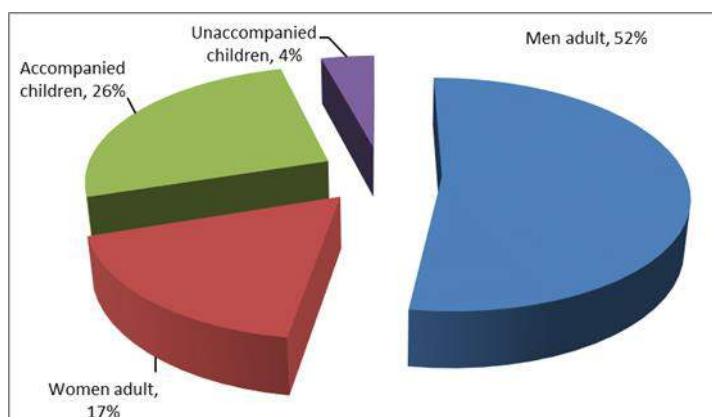
6.6. Accommodation centers



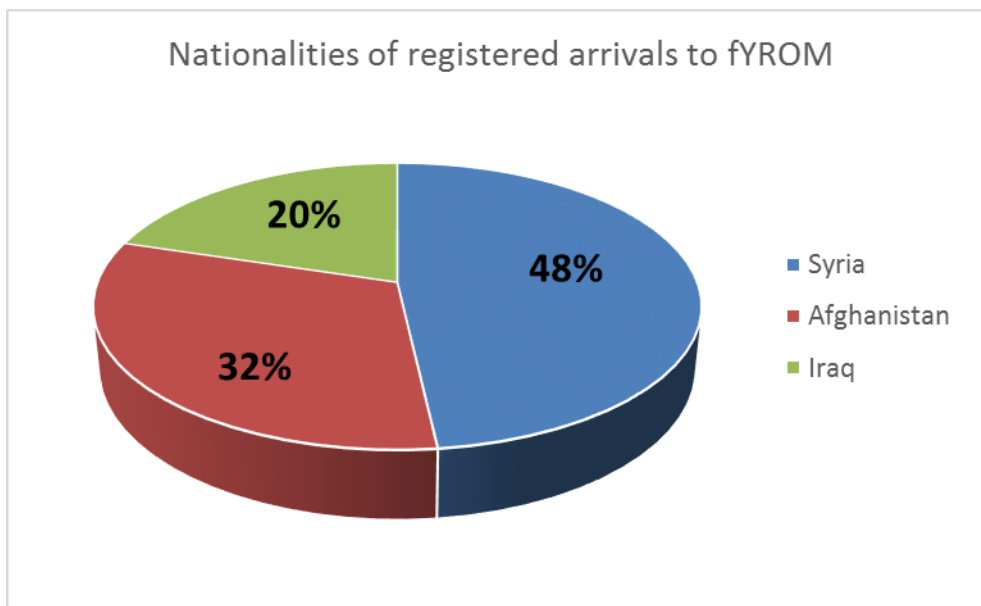
Centre	Capacity	Nationalities
Vinojug Transit Centre – Gevgelija (GRC\MKD border)	1,100 - 1,200	This is a transit camp, usually migrants stay a few hours before continuing their travel
Tabanovce Transit Centre – (MKD\SRB border)	600 - 700	This is a transit camp, usually migrants stay for few hours before continuing their travel. Only those migrants of nationalities prohibited from crossing the border to Serbia remain in the camp for 2-3 days. As of 27 January 2016 only six of these migrants were staying in the camp: five migrants of Moroccan nationality and one of Burmese nationality.

6.7. Demographic information on arrivals: Overview 01/01/2016 – 10/02/2016 (Source: Mol)

Age group	Arrivals	Percentage	Percentage
Men adult	30,148	40%	62%
Women adult	16,177	22%	
Accompanied children	28,220	38%	38%
Unaccompanied children	145	0%	
Total	74,690	100%	100%



6.8. Cumulative arrivals to FYROM by nationality of origin (from 01 Jan 2016 to 10 Feb 2016)



Arrivals - Main Countries of Origin, as per registered caseload 01 January 2016 – 10 February 2016	
Main Countries of Origin	%
Syria	36,003
Afghanistan	23,565
Iraq	15,119
Tot. All Countries of Origin	74,687

7. Serbia



7.1. Key Findings and Advanced Notifications

03 February - Over the period from 04 February - 10 February 2016 a total of 16,426 migrants and asylum seekers were registered arriving in Presevo area—Serbia, down from 9,678 in the previous week. This brings the total number of migrants that have entered the country since the start of the year to 76,060. Over the reporting period, there was an average of 2,346 daily arrivals in Presevo area, compared to an average of 1,382 in the previous week.

7.2. Cumulative arrivals by reporting date in Serbia

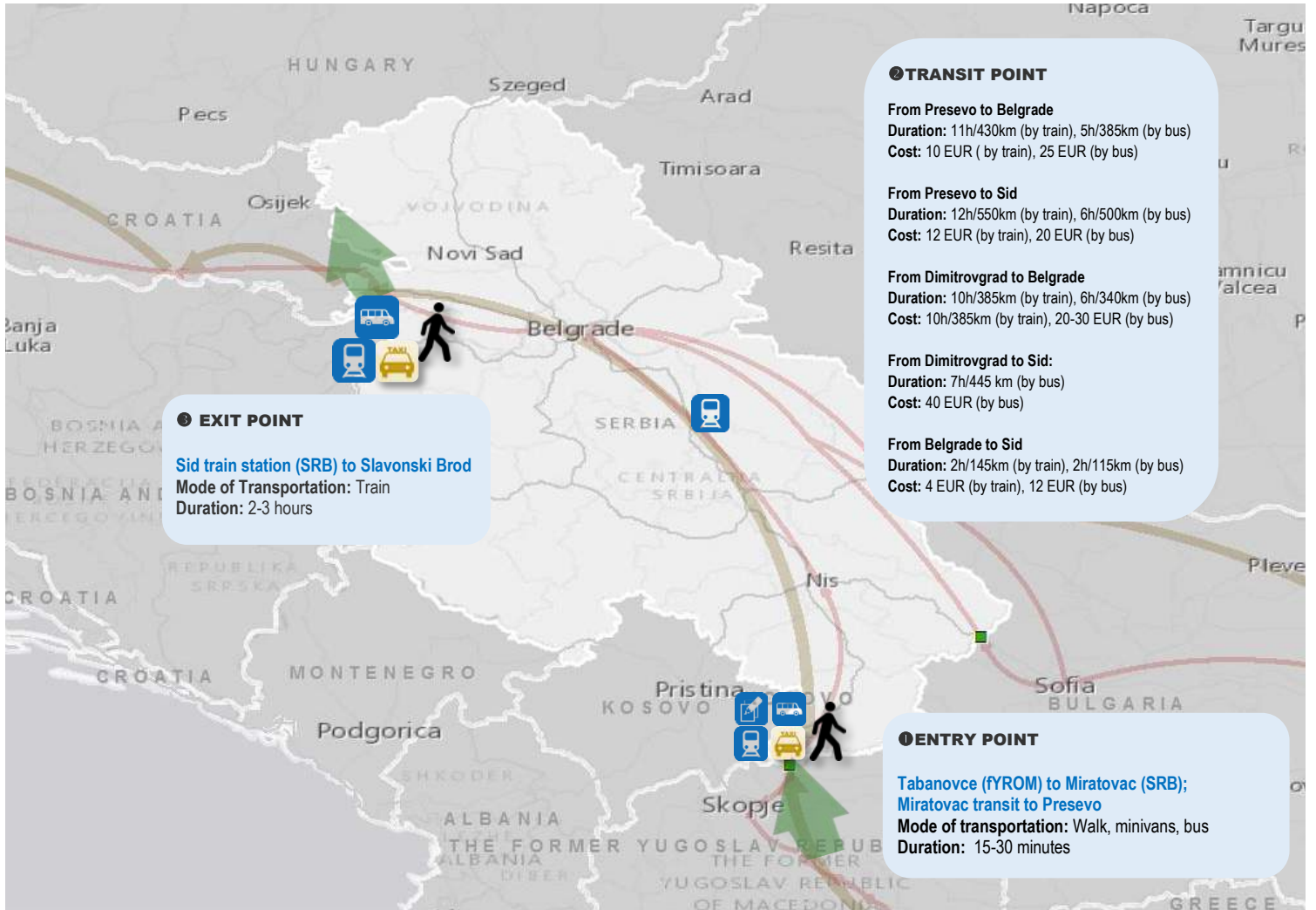




7.3. Entry and exit points

Main known entry points: Presevo (border with fYR Macedonia); Dimitrovgrad and Zaječar (border with Bulgaria)
Main known exit points: Sid (border with Croatia)

7.4. Transport and logistics

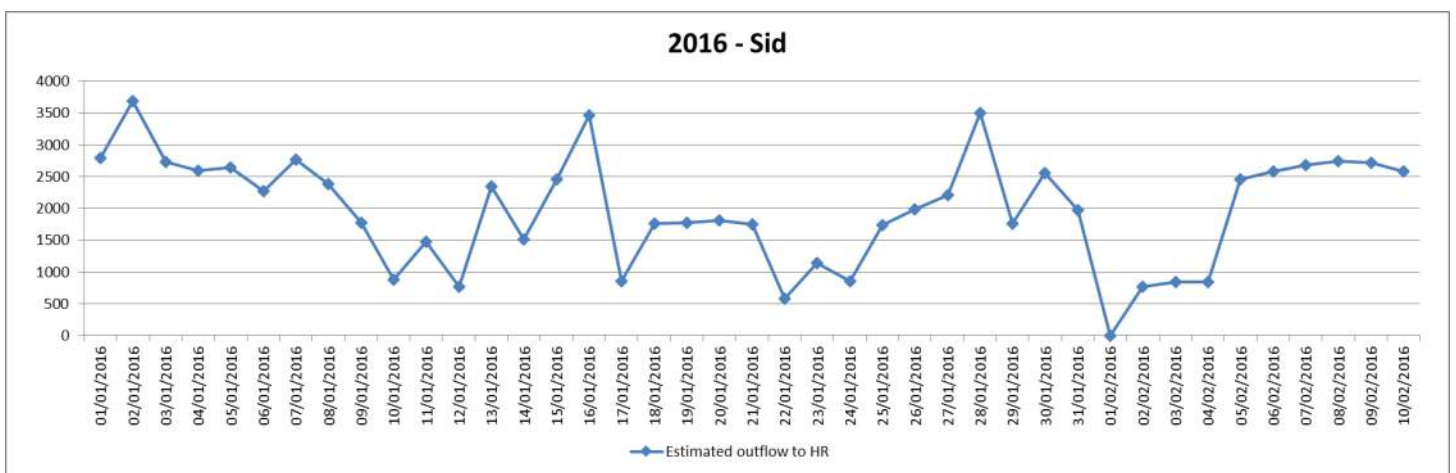
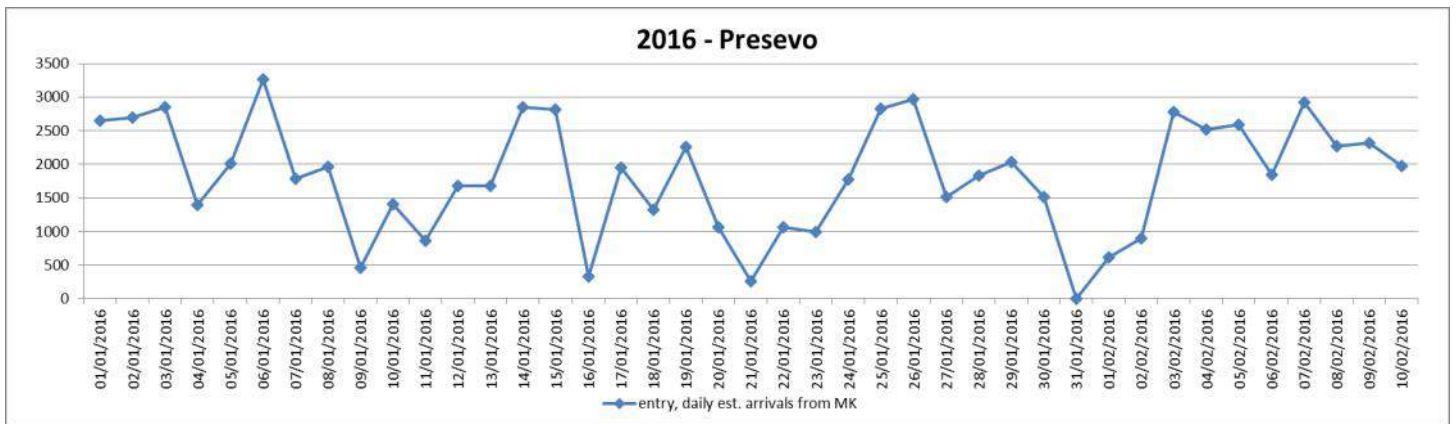




7.5. Accommodation centers

Centre	Capacity
Miratovac Transit Entry Point (border with FYROM)	300 - 500
One Stop Center Presevo (registration center, approx. 13 km from border with FYROM)	1,500
Dimitrovgrad Registration Center (near border with Bulgaria)	140
One Stop Centre Sid Point (at train station in Sid, near border with Croatia)	800
Principovac Transit Reception Center (near border with Croatia)	250-300
One stop center Adasevci (near border with Croatia)	500

7.6. Flow Monitoring Updates



8. Hungary



8.1. Key Findings and Advanced Notifications

From 01 January 2016 to 10 February 2016, a total of 1,065 migrants and asylum seekers were registered arriving in Hungary. Due to the barbed-wire fence in place along the Serbian and Croatian borders, there have been reduced numbers of arrivals since 17 October 2015. However, all registered arrivals in the reporting period crossed through the border with Serbia. From 04 January to 10 February 2016, 376 new arrivals were registered by the authorities.

The most common countries of origin in descending order are: Syria, Afghanistan, Pakistan, and Iraq.

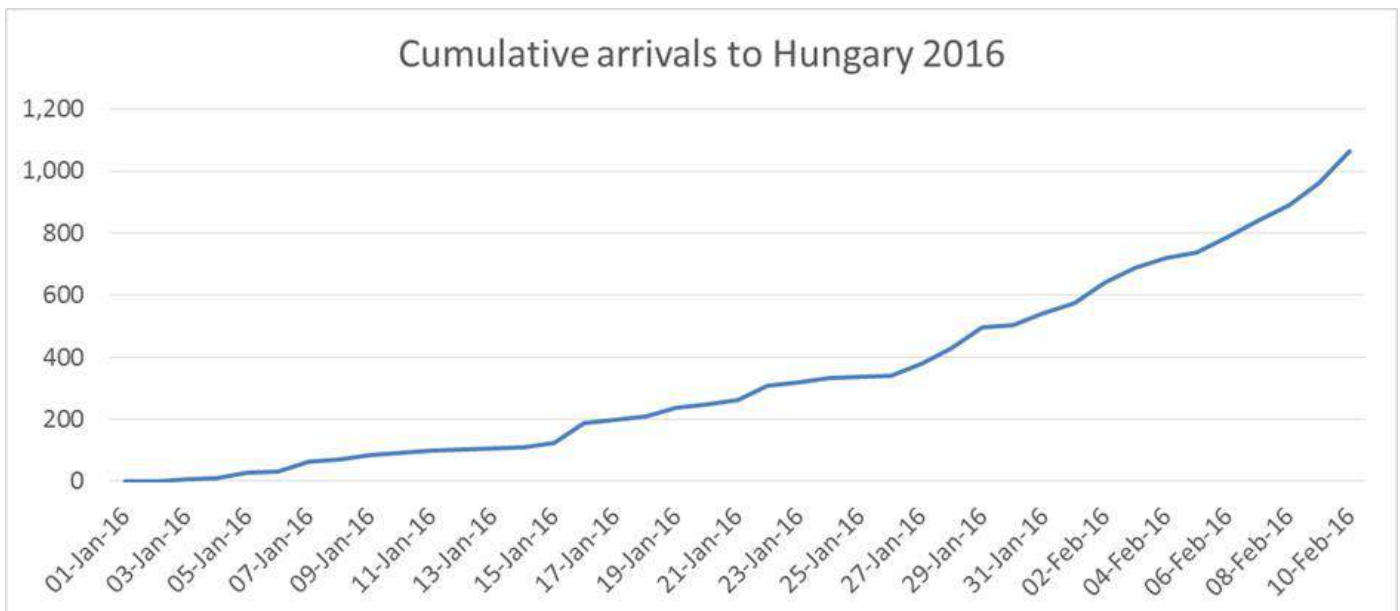
8.2. Entry and exit points

Main known entry points: Croatian border (Zákány, Beremend, Letenye);

Serbian border (Röszke and Horgos).

Main known exit points: There are currently no transit movements crossing Hungary.

8.3. Cumulative arrivals by reporting date in Hungary



9. Croatia



9.1. Key Findings and Advanced Notifications

From 04 to 10 February 2016 a total of 17,966 migrants and asylum seekers were registered arriving in Croatia, up from 12,107 the previous week. This brought the daily average up to 2,567 from 1,729 in the previous period. The total number of migrants and asylum seekers that have been registered since the start of 2016 is 85,215

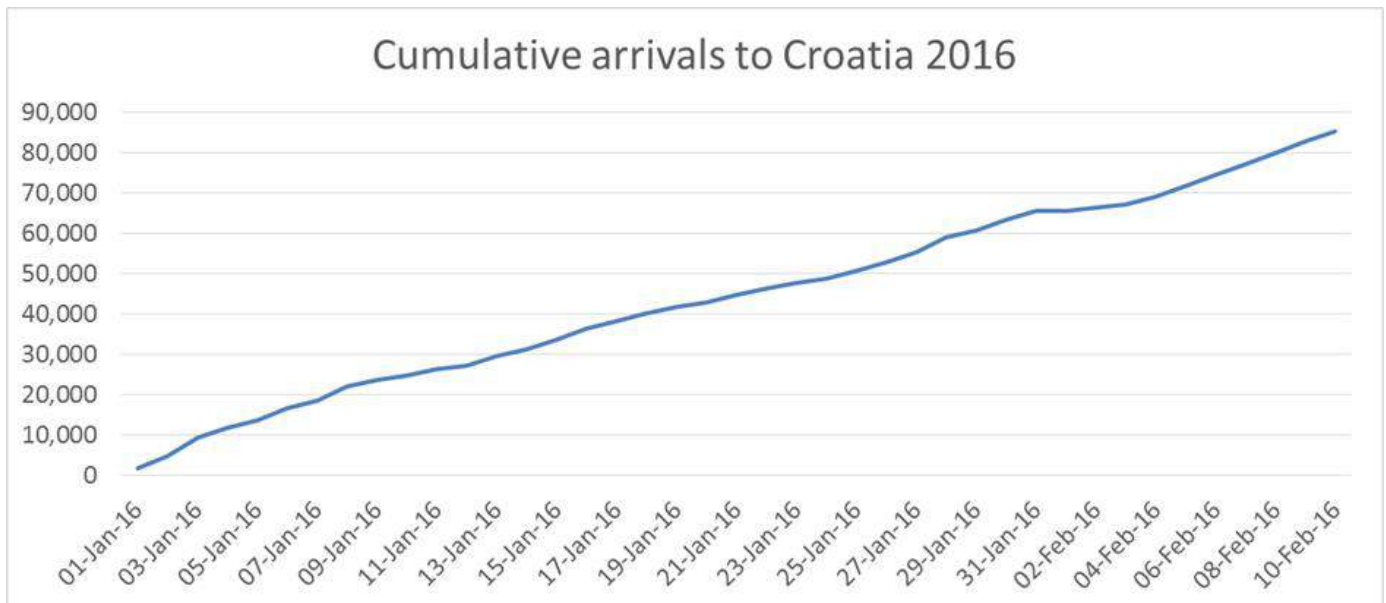
9.2. Flow Monitoring: Since October 2015, IOM staff in Croatia have collected data from interviews with 2,205 migrants and asylum seekers.

9.3. Entry and exit points:

Main known entry points: Trains operate from Serbia to the Slavonski Brod. Winterized Transit Center, Croatia. When leaving, migrants are taken by bus to Sijin (village near Slavonski Brod) where they board trains for Dobova, Slovenia.

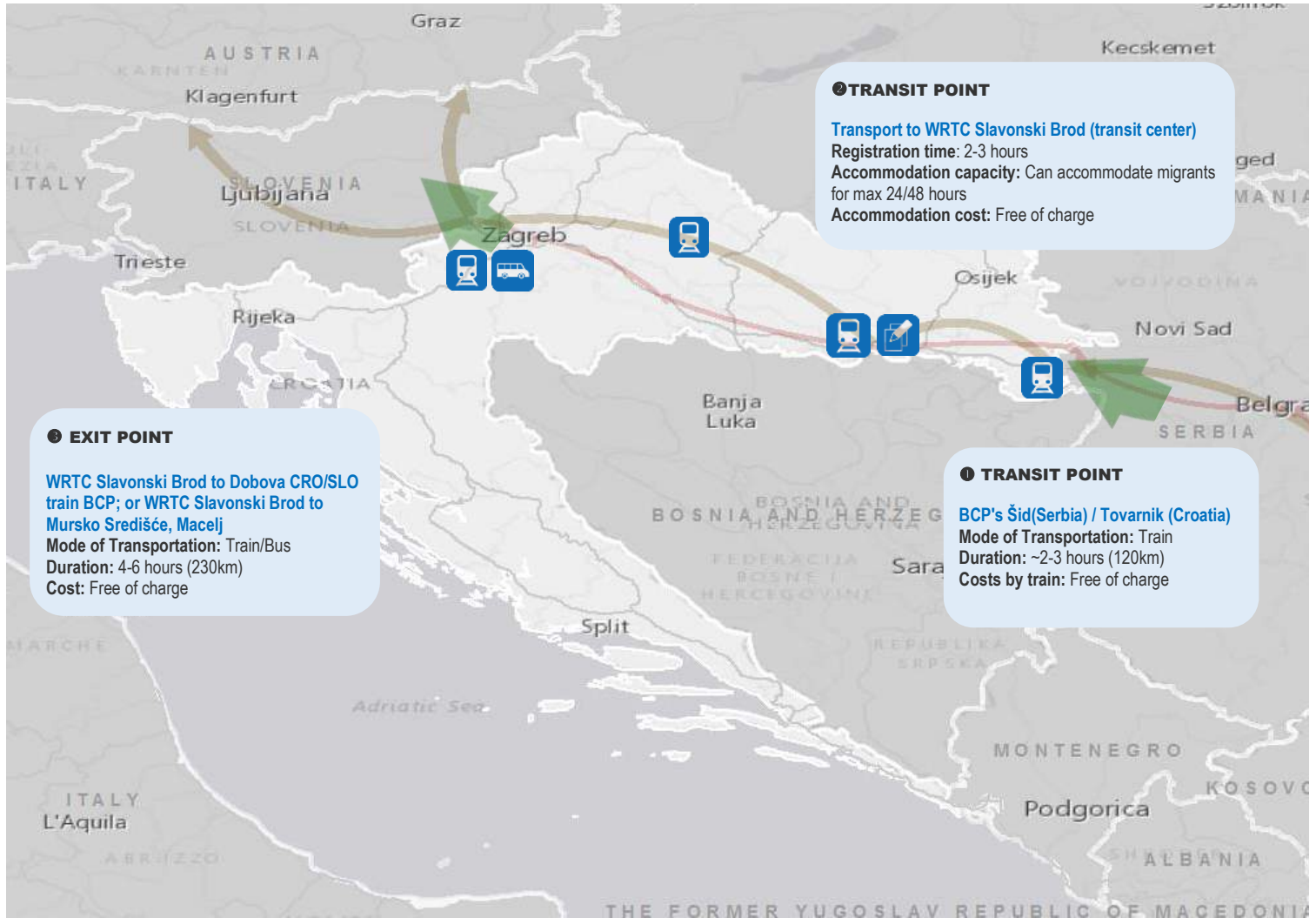
Main known exit points: Dobova (by train), for entry to Slovenia.

9.4. Cumulative arrivals by reporting date in Croatia





9.5. Transportation and logistics



10. Slovenia



10.1. Key Findings and Advanced Notifications

10 February— Since the start 2016, 81,851 migrants and asylum seekers have been registered entering Slovenia. From 04 to 10 February 2016, there were 16,744 registered arrivals, up from 12,262 the previous week. The daily average of registered arrivals over the reporting period was 2,392 this week, up from 1,752 in the previous week.

21 January—Since 21 January Slovenia has placed limitations on entry to asylum seekers who do not express their intention to seek asylum in Slovenia, Austria, or Germany (see Police statement [here](#))

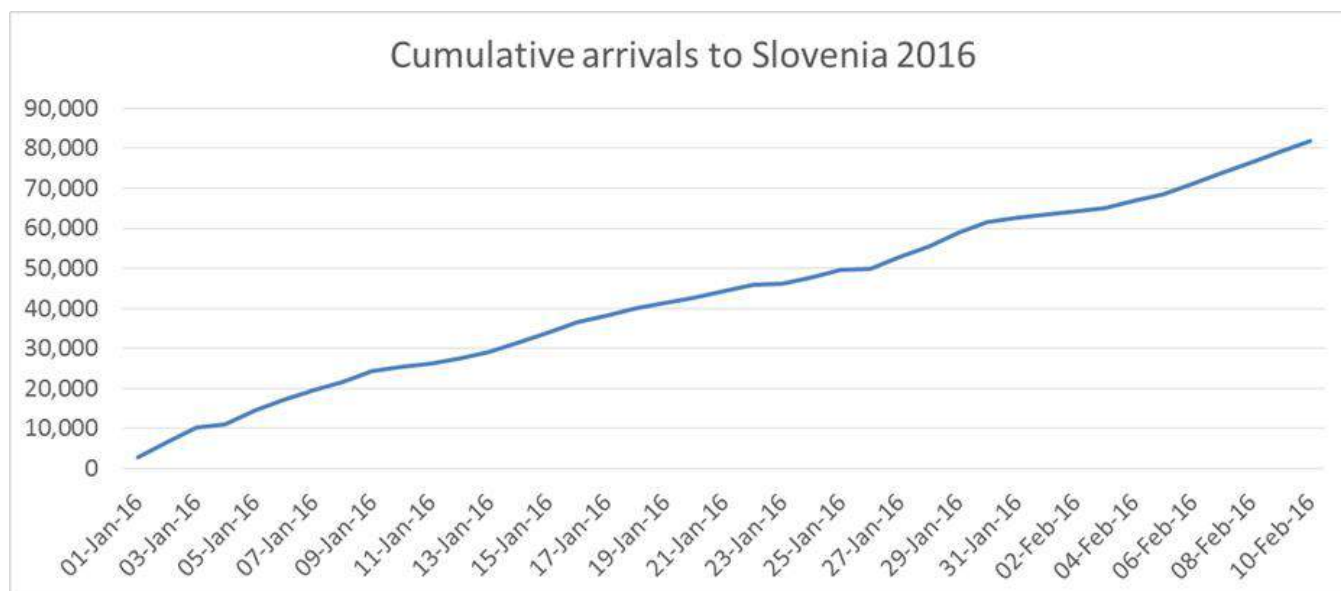
10.2. Flow Monitoring: Since November 2015, IOM staff in Slovenia have collected data from interviews with 363 migrants and asylum seekers.

10.3. Entry and exit points:

Main known entry points: Dobova, Dobova train station, Gornja Radgona.

Main known exit points: The border crossings with Austria (Gornja Radgona/Bad Radkersburg, Šentilj/Spielfeld and Jesenice)

10.4. Cumulative arrivals by reporting date in Slovenia





10.5. Information on occupancy of registration centers and accommodation facilities for foreigners

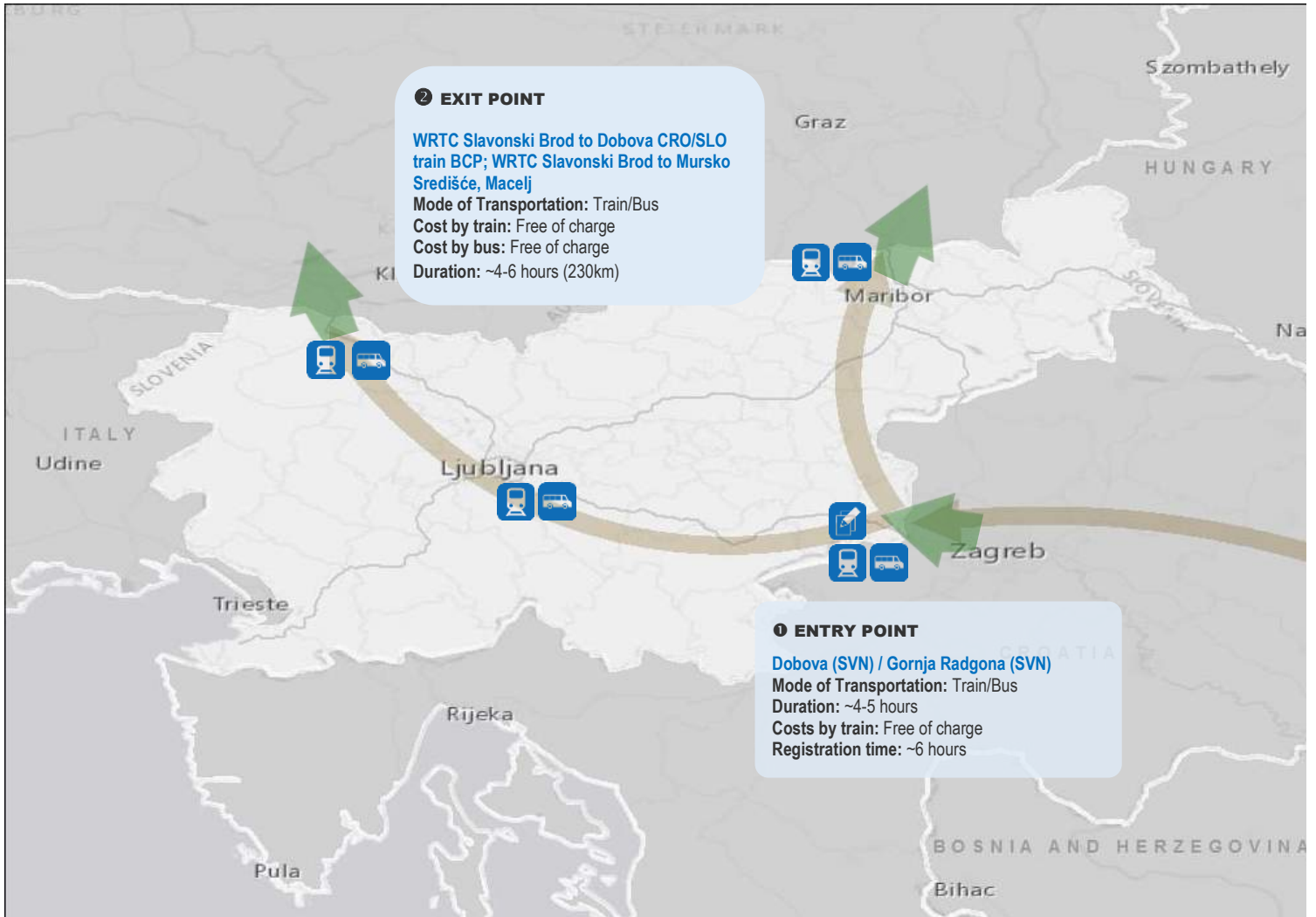
The table shows the latest numbers of foreigners undergoing registration across Slovenia on 11 February, noon:

Reception centres	No of migrants undergoing registration
Brežice	0
Dobova Livarna	0
Gruškovje	0
Total	0

The table shows the latest numbers of foreigners staying in accommodation facilities across Slovenia on 11 February 2016, noon:

Accommodation centres	No of migrants accommodated
Tent camp – car park at former Šentilj border crossing, Šentilj	500
Fairgrounds, Gornja Radgona	0
Tent camp at former Integral's parking lot, Lendava	0
Celje fairgrounds	0
Former 26 October Barracks, Vrhnika	0
Logatec Facility	0
Centre for Foreigners, Postojna	58
Total	558

10.6. Transportation and logistics



11. Italy



11.1. Key Findings and Advanced Notifications

From 01 January 2016 to 10 February 2016, an estimated 5,898 migrants and asylum seekers were registered arriving in Italy. These figures are reached by adding numbers circulated by the Ministry of Interior, which go up to 31 January 2016, to numbers of arrivals from 1 February 2016 onwards, which are estimated by IOM staff in the landing areas. From 04 to 10 February 2016, IOM staff in the landing areas estimated that 117 migrants and asylum seekers had arrived in Italy, down from 2,540 in the previous week.

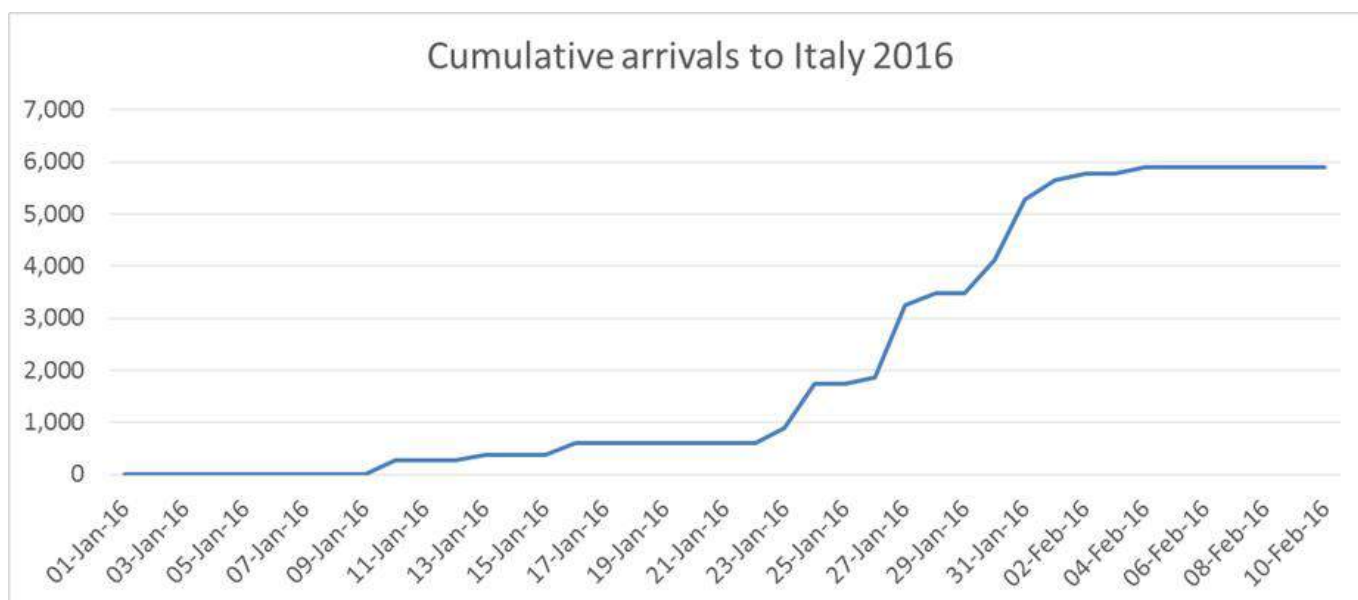
11.2. Relocations: 09 February – To date, 498 individuals have been relocated, of which 281 from Italy (96 to Finland, 41 to France, 41 to Sweden, 12 to Spain, 11 to Germany, 14 to Belgium, 10 to Portugal, 6 to Spain, 50 to the Netherlands). To date, 18 out of the 31 participating countries have pledged to make places available, namely Belgium (30), Bulgaria (1,302), Cyprus (30), Finland (220), France (1,100), Germany (40), Ireland (20), Latvia (481), Lithuania (40), Luxembourg (90), Malta (131), the Netherlands (100), Poland (100), Portugal (130), Romania (315), Spain (50), Sweden (300) and Liechtenstein (43), with an overall number of only 4,522 places. You can find the overview [here](#).

11.3. Entry and exit points:

Main known entry points: In the Channel of Sicily migrants are usually rescued in international waters and brought to the ports of Lampedusa, Sicily (Catania, Augusta, Pozzallo, Porto Empedocle, Trapani, Messina, Palermo) Calabria (Crotona, Reggio Calabria, Vibo, and others) or Apulia (mainly Taranto). Sometimes migrants are also brought to Sardinia (Cagliari), or Campania (Salerno).

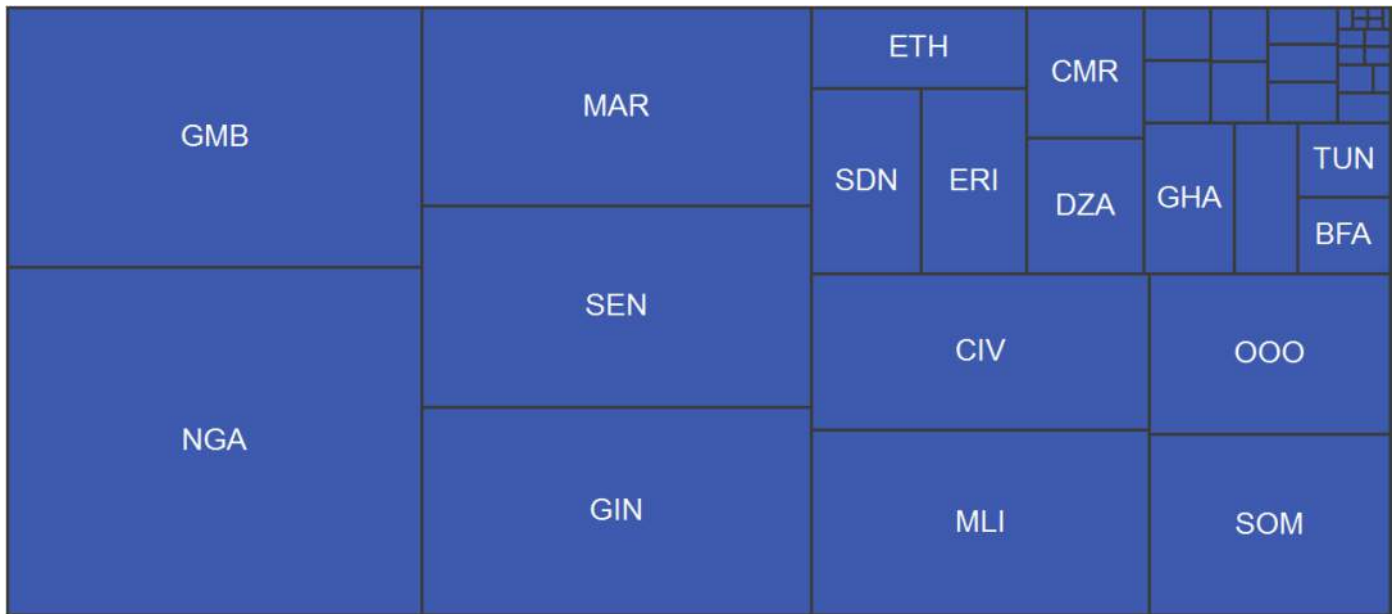
Main known exit points: Exit points are irregular and therefore little is known about them. IOM Italy estimates that most Syrians and Eritreans and many Sudanese tend to move on to other European countries within 24-48 hours after reaching Italy, while most Sub-Saharan Africans remain in Italy.

11.4. Cumulative arrivals by reporting date in Italy



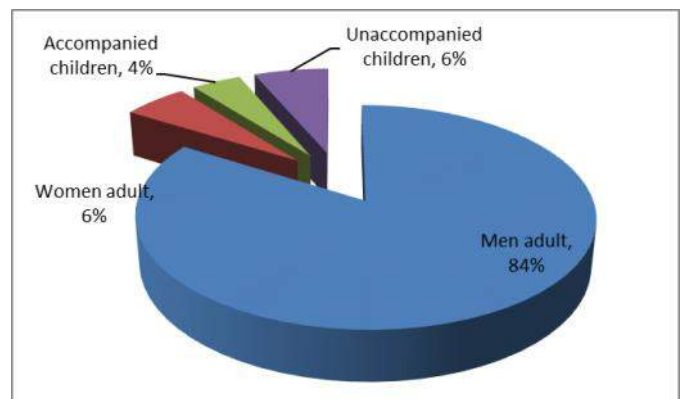


11.5. Cumulative arrivals to Italy by nationality of origin 2016 (from 1 Jan to 31 Jan)

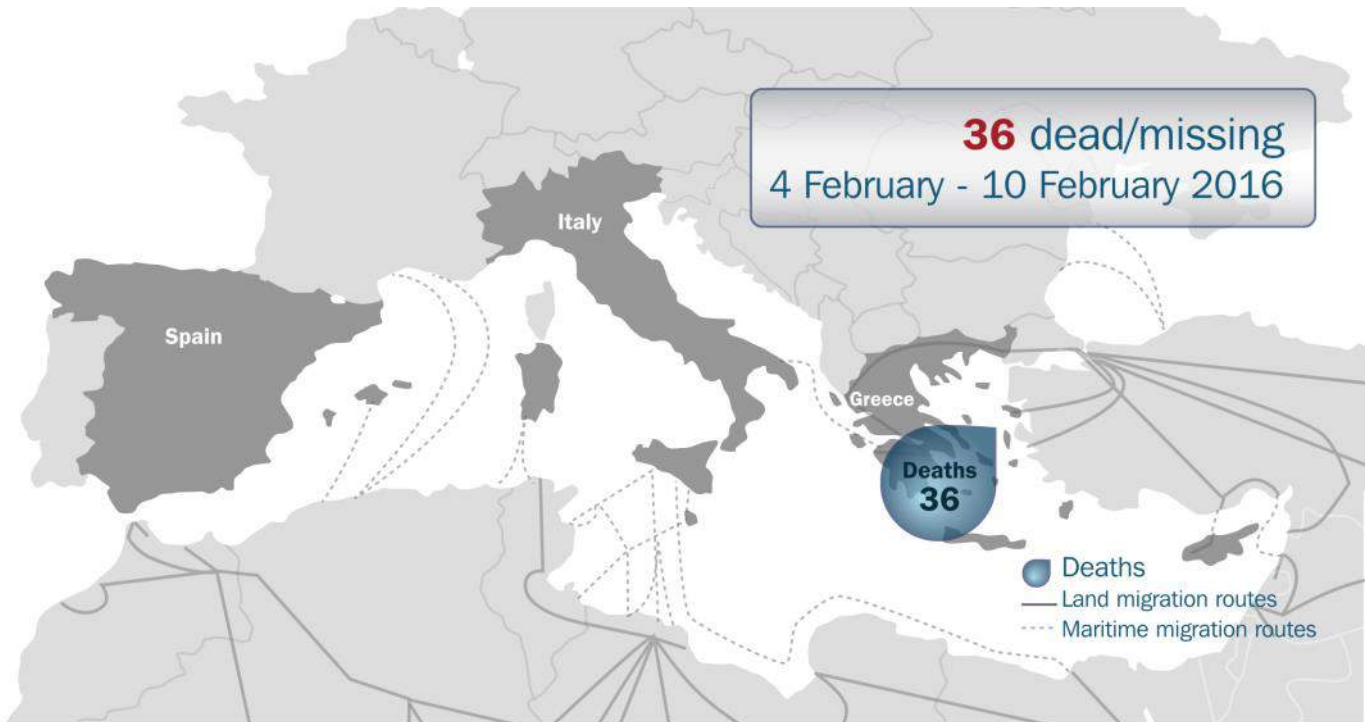


11.6. Demographic information for arrivals in Italy (from 1 Jan 2016 to 31 Jan 2016)*

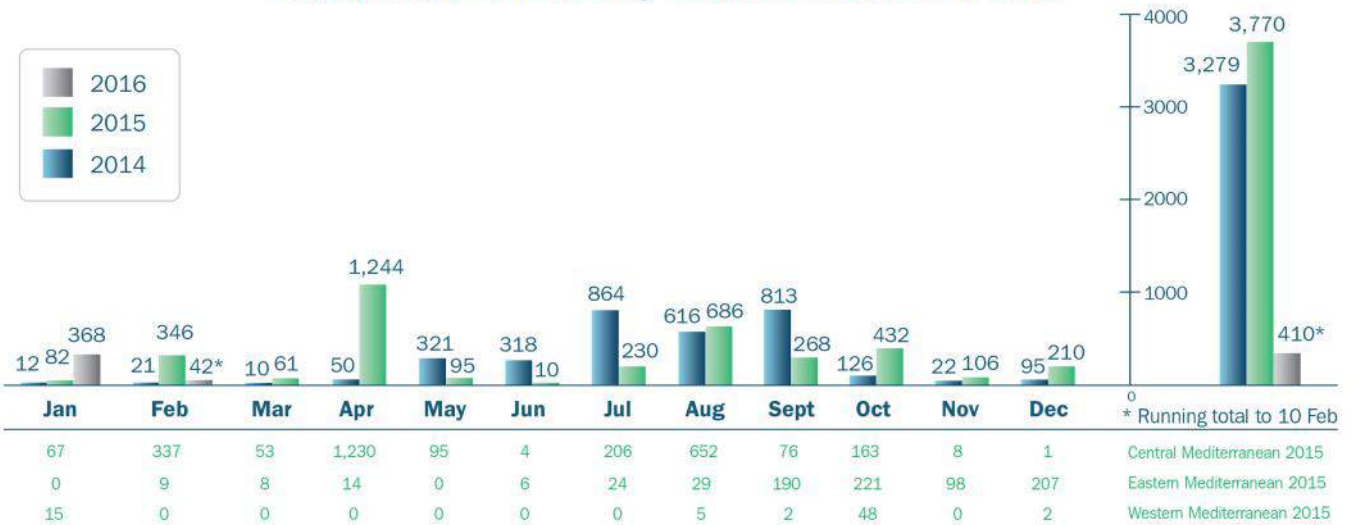
Age group	Arrivals	Percentage	Percentage
Men adult	2,959	84%	89%
Women adult	195	6%	
Accompanied children	149	4%	11%
Unaccompanied children	225	6%	
Total	3,528	100%	100%



12. Missing Migrants: Fatalities and missing persons



Comparison of monthly Mediterranean fatalities

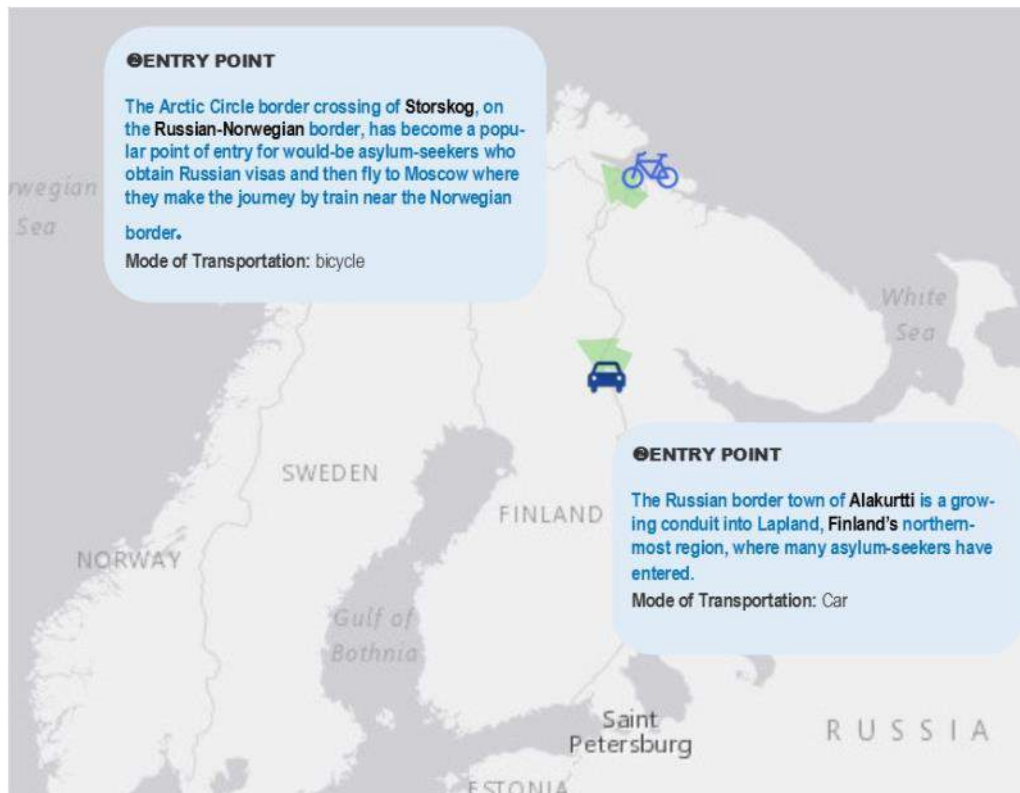


Child fatalities at sea, Eastern Mediterranean route to Greece



Names and boundaries on map do not imply official endorsement or acceptance by IOM.

13. The Northern Route



Norway

According to IOM Russia, in 2015 Norway returned approximately 250 of the 5,440 migrants who entered the country irregularly from Russia back to Russia. A further 280 migrants had been scheduled to be returned to Russia in early 2016, but at the time of writing this plan was still on hold, pending discussions between the two countries. These 5,440 migrants came from 42 nationalities, of which Afghans represented the highest number (1,628), followed by Iraqis (403), Pakistanis (300), and Egyptians (285) made up the highest numbers (Source: Norwegian Embassy in Russia).

03 February—In a meeting in Moscow on Wednesday, Russia agreed to take between 200-300 people whose asylum applications were rejected by Norway and said the returns can only happen by plane to Moscow. Moscow had previously agreed to take as many as 700 rejected asylum seekers but said on Wednesday it would only accept those who hold multi-entrance visas and legal residence, Thor Arne Aass from the Norwegian Justice Ministry told NTB. The meeting thus left the fate of 4,800 of the 5,500 people who came to Norway via the Arctic border crossing station Storskog last year uncertain. Aass said that around half of the group of 700 migrants have already left Norway. Some 250 were returned to Russia, while an undisclosed amount were sent to their home countries. Additionally, the Norwegian delegation was informed that the Russian authorities were investigating reports that a former diplomat in the Russian Foreign Ministry is behind five different companies that issued false work permits to around 1,000 Syrians. Read full article [here](#).

Numbers: About 31,000 migrants arrived in Norway last year across all borders”. Source [here](#).

Entry points: The Arctic Circle border crossing of Storskog, on the Russian-Norwegian border, has become a popular point of entry for would-be asylum-seekers who obtain Russian visas and then fly to Moscow where they make the journey by train near the Norwegian border, crossing by bicycle. Source [here](#).



Russia

Of the 5,440 migrants and asylum seekers who entered Norway from Russia in 2015, it remains unknown how many of these came to Russia from their countries of origin in the last year, and how many had previously entered Russia by plane with tourist, business, or transit visas. To date, establishing a mechanism to distinguish these groups has proved challenging. According to data IOM Moscow was able to collect from various experts and sources, in 2015 there were an estimated 12,000 Syrians in Russia. Of these, approximately 2,000 are considered members of the diaspora who have been legally residing in Russia for some time and have business interests in the country.

According to the Russian government entity responsible for migration, the Russian Federal Migration Service (RFMS), in 2015, 1,566 Syrians were registered with RFMS as temporary asylum seekers. Of those, 482 Syrians were granted temporary asylum in 2015.



Finland

Numbers: “Only 700 asylum-seekers crossed from Russia in 2015, but a recent report by the Finnish Border Guard said that number could swell to more than 7,500 for 2016 at the current rate. According to the same report, nearly half of the arrivals from Russia in 2015 were Afghan citizens, with many living in Russia for months or even years before crossing into Finland. In total, some 32,000 asylum-seekers arrived in Finland in 2015” (<http://foreignpolicy.com/2016/01/26/for-finland-and-norway-the-refugee-crisis-heats-up-along-the-russian-arctic/>).

Entry points: The Russian border town of Alakurtti is a growing conduit into Lapland, Finland’s northernmost region, where many asylum-seekers have entered by car.

According to IOM Russia, in 2015 approximately 700 migrants and asylum seekers entered Finland from Russia. As of 03 February 2016, 500 migrants and asylum seekers had entered via the same route since the start of 2016. These groups comprised 26 nationalities including Afghans, Indians, Syrians, Iran, Lebanon. Exact numbers were not available at time of writing (Source: Finnish Embassy in Russia).

29 January—AFP reported “Finland To Follow Sweden In Expelling Nearly 20,000 Migrants”. Finland expects to expel nearly 20,000 migrants out of the 32,000 who sought asylum there in 2015. Interior Ministry Secretary Paivi Nerg said “In previous years around 60 percent [of applicants] received a negative decision but now we have somewhat tightened our criteria for Iraqis, Afghans, and Somalis,” she told AFP. Finland is currently in negotiations with neighboring Russia to stop migrants from entering Finland via the Arctic region. After Norway barred migrants from entering the country on its Arctic border crossing with Russia in December, the flow of migrants turned toward Finland. Read full article [here](#).

01 February—Reuters reported that “Finland plans to test drones along its frontier with Russia”

Major Jussi Napola of the Finnish border guard declined to say why Helsinki wanted to run the tests along the 833-mile (1,340 km) border, where migrant movements have grown to become an issue at high-level bilateral meetings. According to the Finnish border guard, about 500 asylum seekers have come from Russia to Finland this year, compared with about 700 in the whole of 2015. The European Union is already using drones to help monitor the flow of migrants and refugees over the Mediterranean and Napola said the border guard has worked with the EU border agency Frontex in reviewing different drone options. " Read full article [here](#).

14. About this report: DTM in the Mediterranean and beyond

In October 2015, IOM launched its **Early Warning Information Sharing Network** to commence sharing data between IOM, government agencies, and other humanitarian actors in affected countries of arrival and transit. IOM seeks to identify vulnerabilities and needs among the mobile population to inform all concerned parties about the type of assistance required. The information provided by IOM seeks to inform national authorities and partners in their daily work to enable a better targeted response.

To enable this information sharing, IOM is utilizing its **Displacement Tracking Matrix (DTM)**, a suite of tools and methodologies designed to track and analyse human mobility in different displacement contexts, in a continuous manner. A **Flow Monitoring System** was set up to provide a better understanding of mixed migration flows across the Central Mediterranean and Western Balkans routes. The Flow Monitoring System includes this weekly flows compilation, which provides an overview of migration flows in countries of first arrival and “transit countries” in Europe, and analysis of trends across the affected region. The data on registered arrivals is collated by IOM through consultations with ministries of interior, coast guards, police forces, and other relevant national authorities.

The system also includes **flow monitoring surveys** to capture additional and more in-depth data on the people on the move, including age, sex, areas of origin, levels of education, key transit points on their route, motives, and intentions. This data has been captured by IOM field staff in Croatia since October 2015, with survey more recently also covering Greece, the former Yugoslav Republic of Macedonia (FYROM), and Slovenia. As of 20 January 2016 IOM had interviewed over 2,700 migrants and asylum seekers. Flow monitoring data collected by IOM field staff in multiple countries along the migratory route is analysed in the “special features” section.

15. About the numbers

As mentioned above, the data on registered arrivals in this report is collated by IOM through consultations with ministries of interior, coast guards, police forces, and other relevant national authorities.

As such, the German Ministry of Interior’s announcement on 06 January 2016 that arrivals for 2015 had exceeded 1 million for Germany alone is unsurprising. The Ministry explained that the total number of asylum applications filed in 2015 no longer adequately represents the total number of arrivals, due to delays in the asylum application system. Instead, the Ministry referred to the number of arrivals as captured through the EASY-System, which is used to record new entrants upon arrival and determine to which federal state asylum seekers are referred. According to the EASY-System, the numbers of arrivals in 2015 as published on the BAMF (Ministry for Migration and Asylum) website were, as of January 2016, higher than 1 million for Germany alone. These numbers indicate that there may have been a larger overall number of arrivals to Europe in 2015 than has to date been detected in countries of transit. However, it should be taken into consideration that some people might have already entered Europe in 2014 and then entered Germany in 2015; and that the Ministry and BAMF highlight that there may have been some duplications in the EASY-System. Read more [here](#).

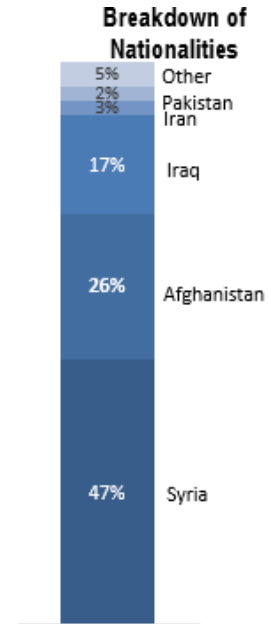
Numbers of registered arrivals to Greece and Italy have been shown to match the data IOM has available for other countries further along the route. Nevertheless, certain types of arrival are hard to capture by date: for example, some people might have flown directly to Germany on student, tourist, or work visas, and subsequently decided to stay. Others may have travelled to Germany via Russia and northern Europe, or otherwise avoided detection along the Mediterranean and Balkans routes.

16. Flow Monitoring Data Analysis

Flow Monitoring Survey Results

Between 8 October 2015 and 9 February 2016, IOM staff in Croatia, fYROM, Greece and Slovenia collected data from interviews with 4,681 migrants and asylum seekers. Individuals of Syrian, Afghan, Iraqi, Iranian and Pakistani nationalities comprised 94% of all respondents. The analysis of these five nationalities is presented below.

The resulting analysis is intended to provide an overview of basic trends and profiles of migrants with respect to demographics, countries of origin, levels of education, and intended destination. Interviews were not conducted in a randomized manner; therefore, the conclusions from the surveys should not yet be used to extrapolate broader trends, but can be used as a preliminary indication of migrant profiles.

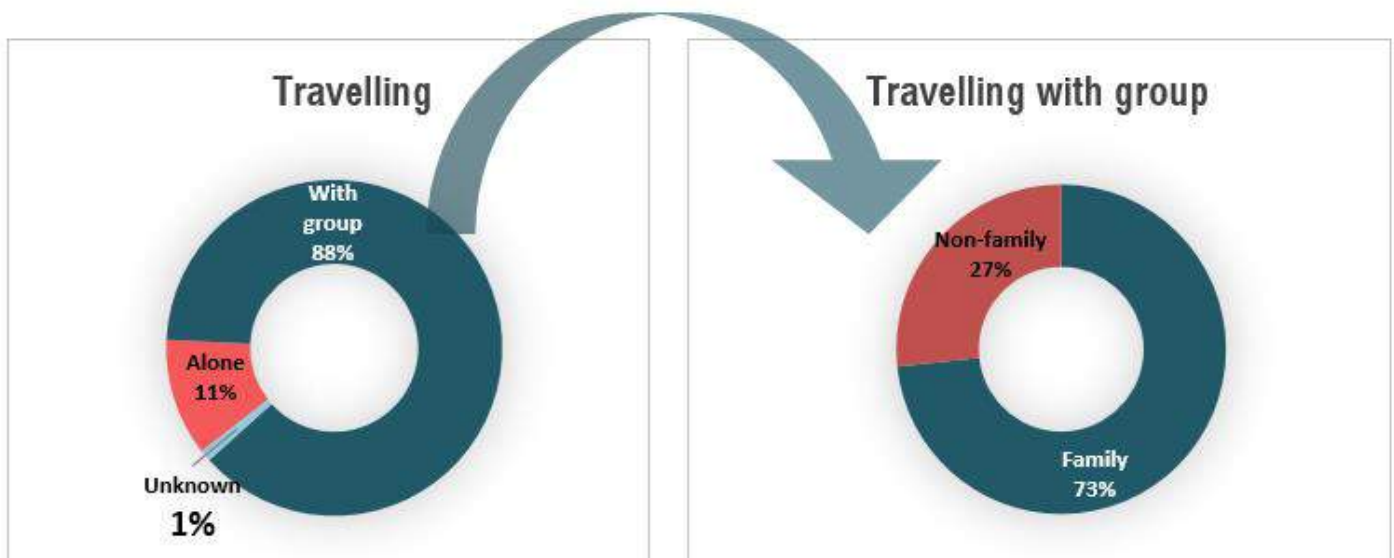


SYRIAN NATIONALS

Between 8 October 2015 and 9 February 2016, 2,206 respondents of Syrian nationality were surveyed in Greece, Croatia, fYROM and Slovenia. This constitutes 47% of the total number of individuals surveyed.

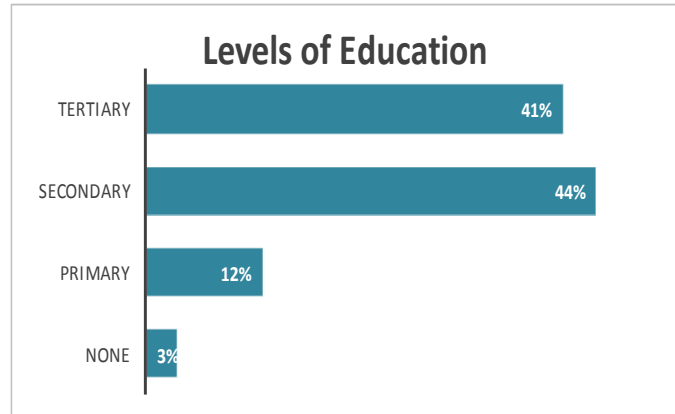
Demographics: Syrians

The average Syrian respondent was 28 years old. The majority of respondents were male (73%), although it should be noted that the sample was not taken randomly, which partly explains this gender imbalance. The majority of respondents (88%), were travelling with a group, while only 11% reported travelling alone. The remaining 1% of respondents did not report who they were travelling with. Out of 87% of individuals travelling with a group, 73% reported travelling with families, while 27% reported travelling with non-family members.



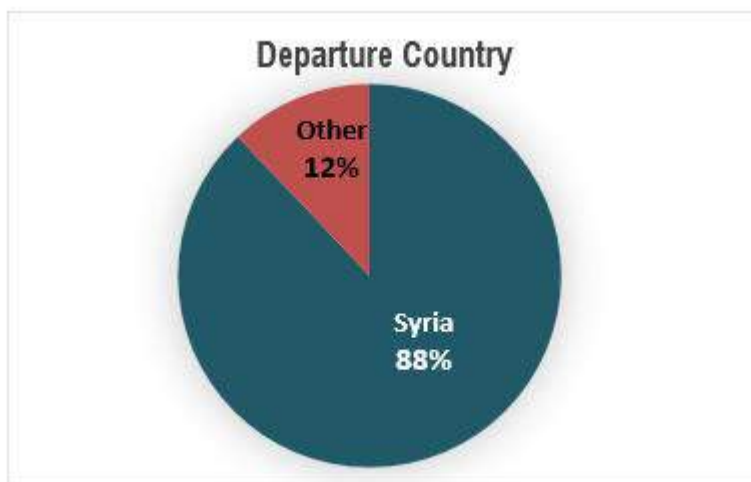
Levels of Education: Syrians

41% of respondents reported having obtained tertiary education, while 44% reported having obtained a high school education, 12% reported having obtained primary school level education, and 3% reporting not having received any formal education.



Countries of Departure: Syrians

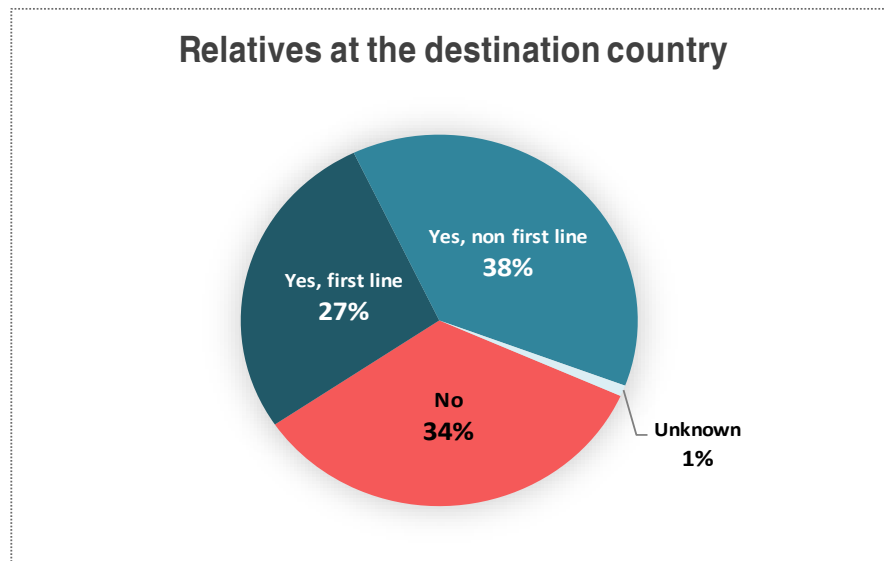
The predominant majority of respondents (98%) reported that they had not resided in a refugee camp prior to departure. The majority of Syrian respondents (88%) reported departing from Syria.



Countries of Destination: Syrians

Between 19 and 22 January 2015 the authorities in countries along the Western Balkan Route from FYROM to Slovenia introduced a new regulation allowing entry only to those migrants expressing their intent to seek asylum in Germany, Austria, or, in some cases, the country they were entering. News of this new regulation spread fast amongst the migrant population, as indicated by data collected from IOM's flow monitoring surveys. In the 1,301 interviews collected from 8 October 2015 to 19 January 2015, 70% of migrants stated that Germany was their intended country of final destination. From 19 January 2016 to 9 February 2016, 904 interviews were collected, from which 89% of migrants stated Germany as their intended country of destination. This equates to a rise of 27% in migrants who stated Germany as their intended country of destination. It remains unclear whether migrants are changing their plans in accordance with changing policies, or whether they are no longer providing accurate answers to this question.

Furthermore, 34% of the respondents reported having no relatives in the country of their destination. 65% of the respondents reported having family and relatives in the country of intended destination, including 38% who reported having non-first-line relatives and 27% who reported having first-line relatives in the country of destination. The remaining 1% did not provide an answer. Almost half of the respondents who had relatives at the destination country reported that their relatives had been living in the destination country for more than a year.



Afghan Nationals

Between 8 October 2015 and 9 February 2016, 1,211 respondents of Afghan nationality were surveyed in Greece, Croatia, FYROM and Slovenia, which constitutes 26% of the total number of individuals surveyed.

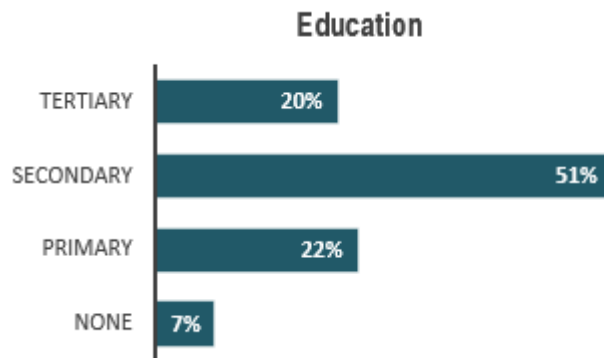
Demographics: Afghans

The average Afghan respondent was 24 years old. The predominant majority of this sample was male (88%). The majority of Afghan respondents (82%) were travelling with a group, while only 18% reported travelling alone. Furthermore, out of 82% of the individuals travelling with a group, 58% of respondents reported travelling with family, while 42% reported travelling with non-family.



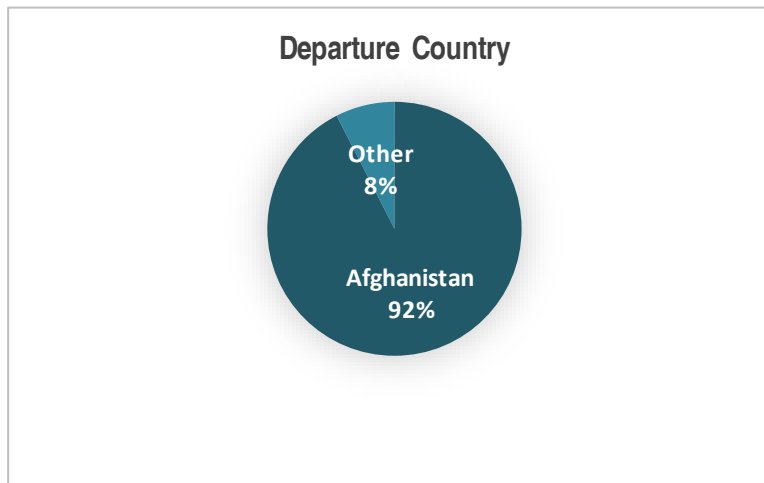
Levels of Education: Afghans

20% of Afghans reported having obtained tertiary education, against 51% reported having obtained a high school education, 22% reported having obtained a primary school level education, and 7% reported not having received any formal education.



Countries of Departure: Afghans

The predominant majority of Afghan respondents (98%) had not stayed in a refugee camp prior to departure. 92% of the respondents reported departing from Afghanistan.

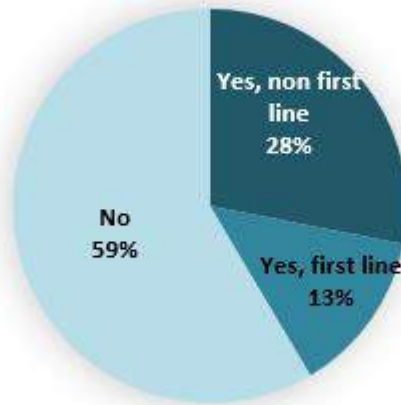


Countries of Intended Destination: Afghans

On 19 January 2015 the authorities in countries along the Western Balkan Route introduced a new regulation allowing entry only to those migrants expressing their intent to seek asylum in Germany, Austria, or, in some cases, the country they were entering. News of this new regulation spread fast amongst the migrant population, as indicated by data collected from IOM's flow monitoring surveys. In the 696 interviews collected from 8 October 2015 to 19 January 2015, 51% of migrants stated that Germany was their intended country of final destination. From 19 January 2016 to 9 February 2016, 515 interviews were collected, from which 85% of migrants stated Germany as their intended country of destination. This equates to a rise of 66% in migrants who stated Germany as their intended country of destination. It remains unclear whether migrants are changing their plans in accordance with changing policies, or whether they are no longer providing accurate answers to this question.

Furthermore, 59% of Afghan respondents reported having no relatives in the country of their destination. 41% of the respondents reported having family and relatives in the country of intended destination, including 28% who reported having non-first-line relatives and 13% who reported having first-line relatives in the country of destination.

Relatives at the destination country

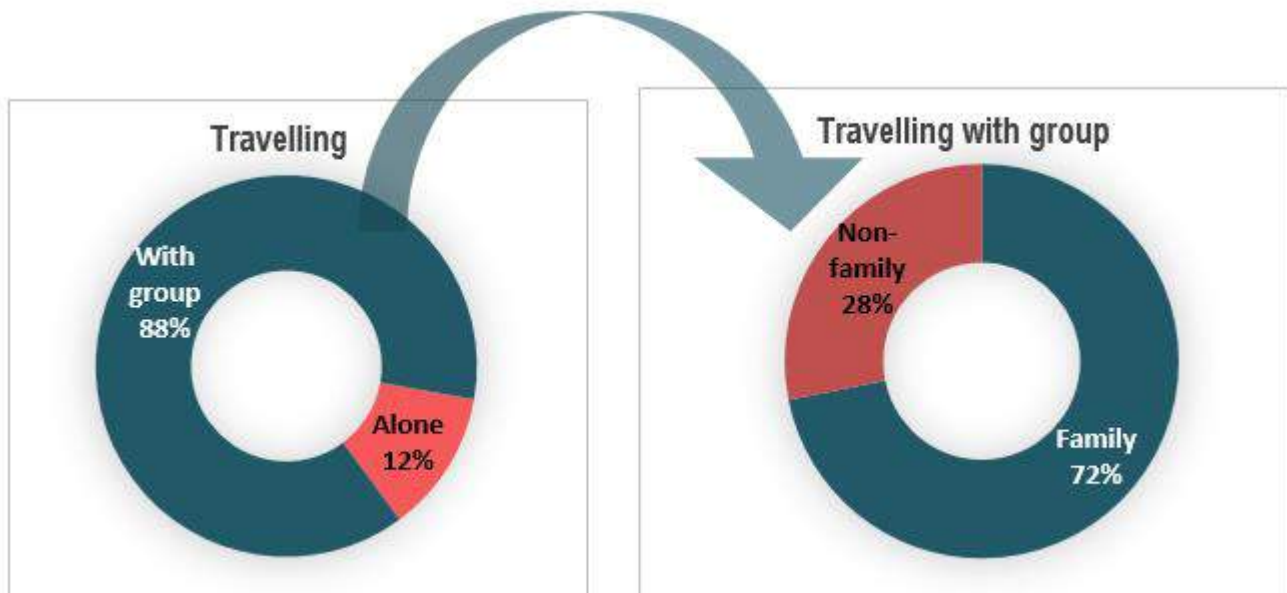


Iraqi Nationals

Between 8 October 2015 and 09 February 2016, 814 respondents of Iraqi nationality were surveyed in Greece, FYROM, Croatia and Slovenia. Iraqis comprised 16% of the total number of individuals surveyed.

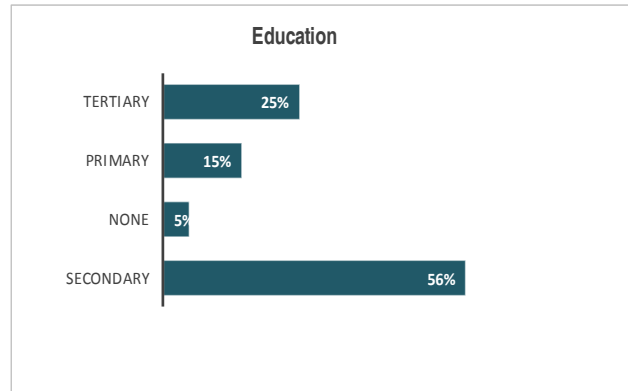
Demographics: Iraqis

The average Iraqi respondent was 29 years old. The predominant majority of respondents were male (85%), although it should be noted that the sample was not taken randomly, which partly explains this gender imbalance. The majority of respondents (88%), were travelling with a group, while only 12% reported travelling alone. Out of 85% of the respondents travelling with a group, 72% reported travelling with a family, while 28% reported travelling with non-family.

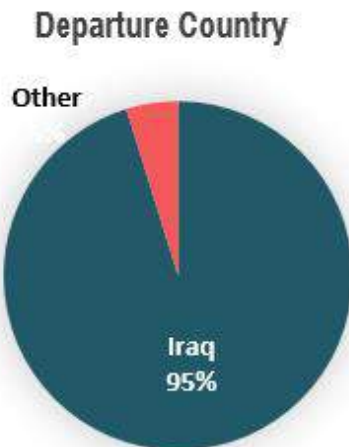


Levels of Education: Iraqis

25% of respondents reported having obtained tertiary education, while 56% reported having obtained a high school education, 15% reported having obtained a primary school level education, and 5% reported not having received any formal education.

**Countries of Departure: Iraqis**

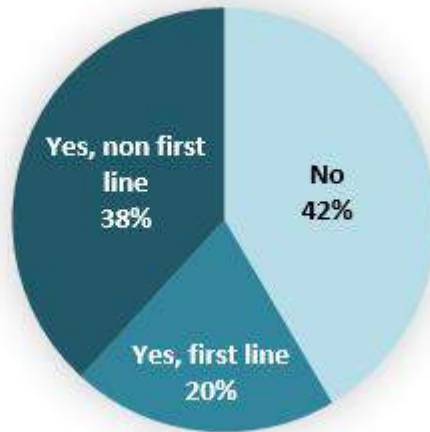
The predominant majority of respondents (9%) reported that they had not resided in a refugee camp prior to departure. The majority respondents (95%) reported departing from Iraq.

**Countries of Destination: Iraqis**

On 19 January 2015 the authorities in countries along the Western Balkan Route introduced a new regulation allowing entry only to those migrants expressing their intent to seek asylum in Germany, Austria, or, in some cases, the country they were entering. News of this new regulation spread fast amongst the migrant population, as indicated by data collected from IOM's flow monitoring surveys. In the 447 interviews collected from 8 October 2015 to 19 January 2015, 64% of migrants stated that Germany was their intended country of final destination. From 19 January 2016 to 9 February 2016, 367 interviews were collected, from which 80% of migrants stated Germany as their intended country of destination. This equates to a rise of 25% in migrants who stated Germany as their intended country of destination. It remains unclear whether migrants are changing their plans in accordance with changing policies, or whether they are no longer providing accurate answers to this question.

Furthermore, 42% of the respondents reported having no relatives in the country of their intended destination. 58% of the respondents reported having family and relatives in the country of intended destination, including 38% who reported having non-first-line relatives and 20% who reported having first-line relatives in the country of destination.

Relatives at the destination country

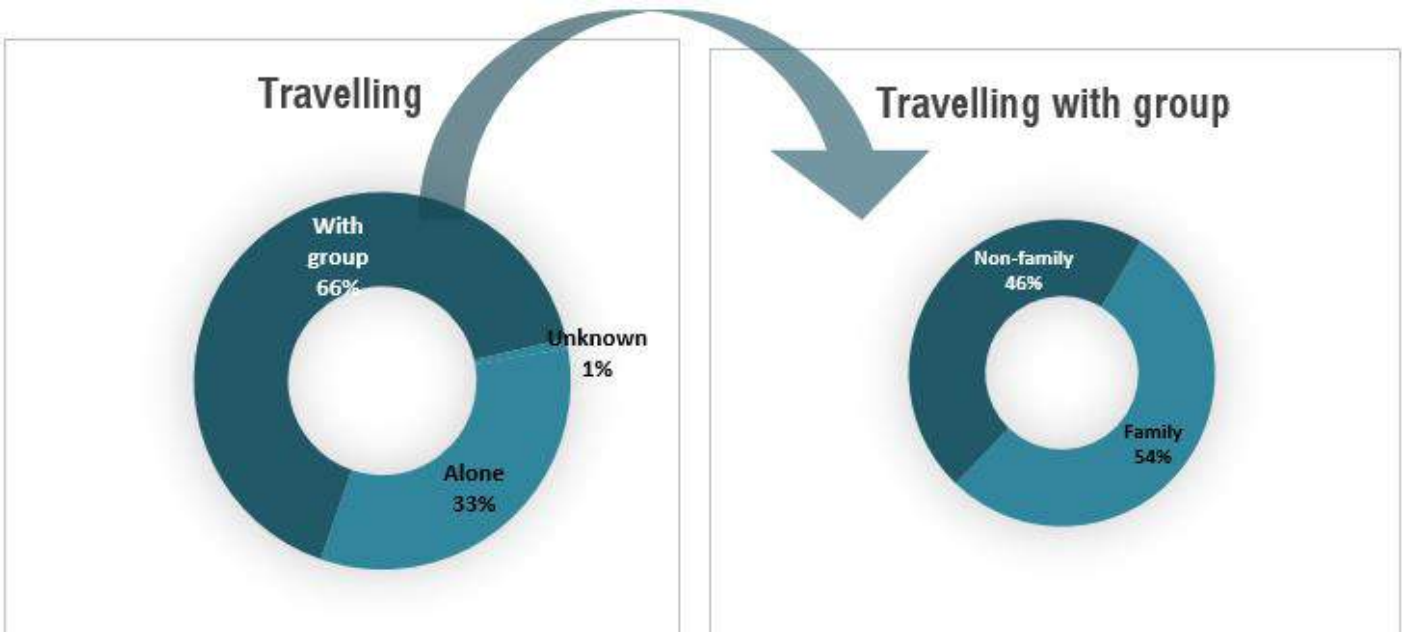


Iranian Nationals

Between 8 October 2015 and 9 February 2016, 127 respondents of Iranian nationality were surveyed in Greece, FYROM, Croatia and Slovenia. This constitutes 3% of the total number of individuals surveyed.

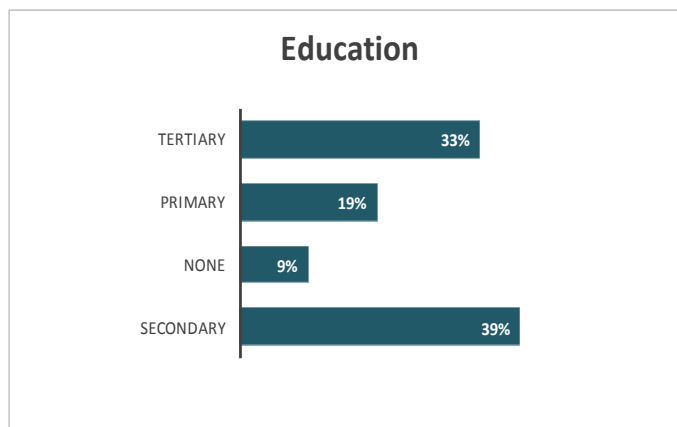
Demographics: Iranians

The average Iranian respondent was 28 years old. The predominant majority of respondents were male (90%), although it should be noted that the sample was not taken randomly, which partly explains this gender imbalance. The majority of respondents (66%), were travelling with a group, while 33% reported travelling alone. Of the 66% travelling in a group, 54% reported to be travelling with family members while 46% reported to be travelling with non-family members.



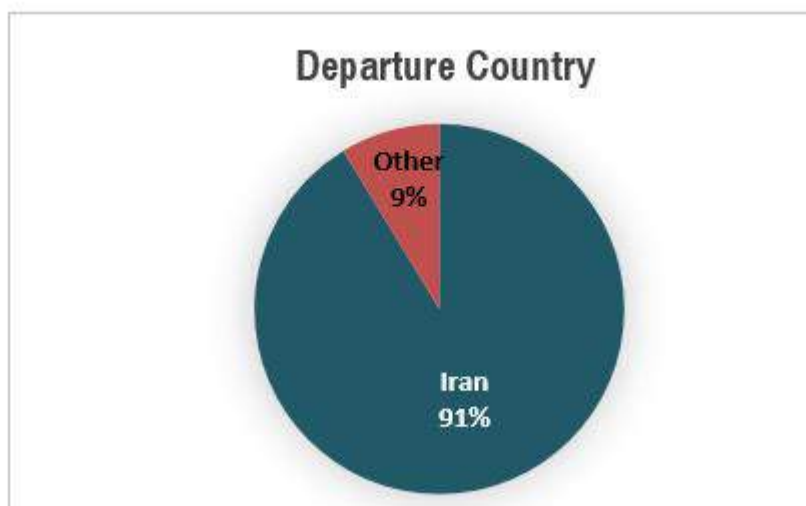
Levels of Education: Iranians

33% of respondents reported having obtained tertiary education, while 39% reported having obtained a high school education, 19% a primary school level education, and 9% reporting not having received any formal education.



Countries of Departure: Iranians

The predominant majority of respondents (96%) reported that they had not resided in a refugee or IDP camp prior to departure. The majority respondents (91%) reported departing from Iran.



Countries of Destination: Iranians

On 19 January 2015 the authorities in countries along the Western Balkan Route introduced a new regulation allowing entry only to those migrants expressing their intent to seek asylum in Germany, Austria, or, in some cases, the country they were entering. News of this new regulation spread fast amongst the migrant population, as indicated by data collected from IOM's flow monitoring surveys. In the 107 interviews collected from 8 October 2015 to 19 January 2015, 40% of migrants stated that Germany was their intended country of final destination. From 19 January 2016 to 9 February 2016, 20 interviews were collected, from which 95% of migrants stated Germany as their intended country of destination. This equates to a rise of 136% in migrants who stated Germany as their intended country of destination. It remains unclear whether migrants are changing their plans in accordance with changing policies, or whether they are no longer providing accurate answers to this question.