



Father and son packing up IOM assistance at the Kandahar TC @ IOM 2017

Highlights

1,146 undocumented Afghans returned from Pakistan

8,623 undocumented Afghans returned from Iran

83,337 total returns from Pakistan since 01 January 2017

230,508 total returns from Iran since 01 January 2017

90% of returnees from Pakistan (1,036 individuals) assisted

6% of returnees from Iran (492 individuals) assisted

33 unaccompanied migrant children from Iran

Return from Pakistan

A total of **1,146** undocumented Afghans spontaneously returned or were deported from Pakistan through the Turkham (Nangarhar province) and Spin Boldak (Kandahar province) border crossings from Aug 20—26, according to the Border Monitoring Team of the Directorate of Refugees and Repatriation (DoRR).

Of the total returnees, 1,025 were spontaneous returnees and 121 were deported. This number is a **26% increase** compared to the previous week. The total number of undocumented Afghan returnees from Pakistan since 01 January 2017 is now 83,337. IOM provided post-arrival assistance to **90%** of undocumented Afghan returnees from Pakistan (1,036 individuals), including 906 individuals in poor families, 98 individuals in single parent families and 20 special cases. The assistance provided includes meals, accommodation, basic medical screening, Non-Food Items (NFIs), onward transportation cash grants and referral services, as well as support from partners.



Returnee family from Pakistan in Spin Boldak © IOM 2017

Situation Overview

IOM is responding to a substantial increase in the return of undocumented Afghans from Pakistan and Iran. Since 01 January 2017, over 313,000 undocumented Afghans have returned due to diverse push factors, including deteriorating protection space in Pakistan and Iran. This figure represents a significantly higher rate of return than in previous years. Most of those returning have lived outside of Afghanistan for decades, and will need support from the government and humanitarian actors both on arrival and as they seek to reintegrate.

As the rate of return is influenced by a number of political, security and other related factors both in Afghanistan and neighboring countries, another surge in returns could occur at any time. IOM estimates that approximately 500,000 undocumented Afghans could return from Pakistan and Iran in 2017, and is working to scale up its support to returnees in coordination with the Government of Afghanistan and other humanitarian partners.

CONTACT US


IOM Kabul

✉ iomkabul@iom.int

🌐 <http://afghanistan.iom.int>

[facebook.com/iomafghanistan](https://www.facebook.com/iomafghanistan)

twitter.com/iomafghanistan



A returnee from Iran with his father at the ICRC hospital in Herat. He broke his back at the construction site he was working at, and is paraplegic now. He is 25 years old. © IOM 2017

Returns from Iran

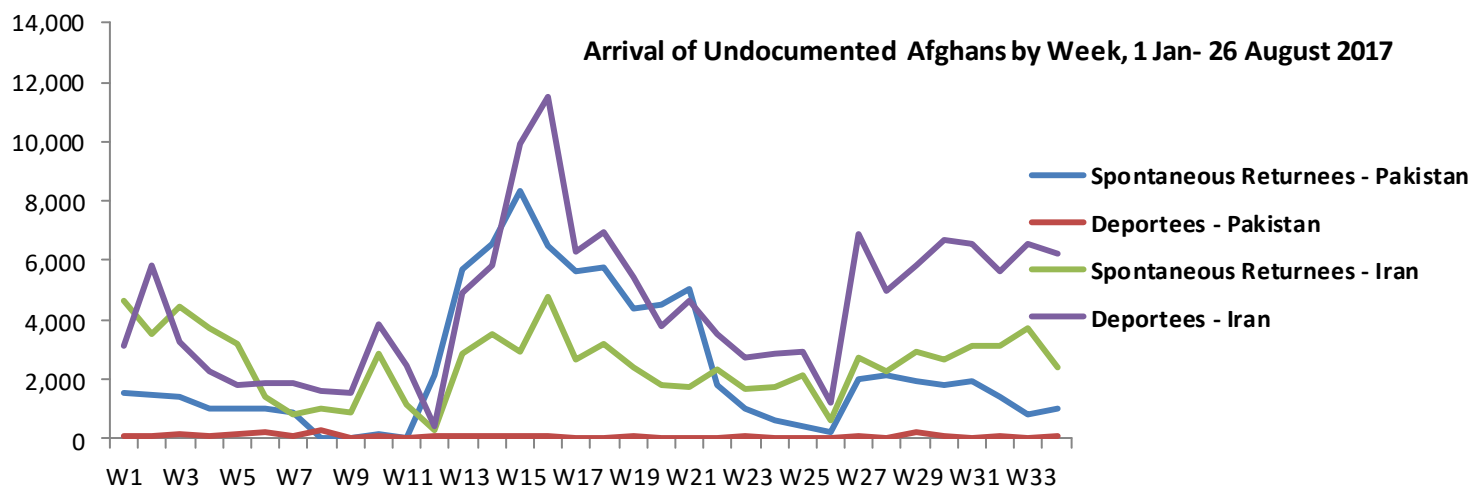
A total of **8,623** undocumented Afghans spontaneously returned or were deported from Iran through the Milak (Nimroz) border crossing between August 20-26 2017, **16% less** than in the previous week. The Islam Qala (Herat) border crossing remains mostly closed to undocumented returnees with only 9 spontaneous returns and 23 deportations. Of the total spontaneous returnees, 2,216 (92%) were individuals. Similarly, out of the total deportees, 652 (10%) were in family groups whereas 5,573 (90%) were individuals. This brings the total number of undocumented returnees from Iran since 01 January 2017 to 230,508. IOM provided post-arrival humanitarian assistance to **492 (6%)** undocumented Afghans deported from Iran at its Transit Center in Nimroz, including 390 individuals in deported families, 33 special cases, 33 unaccompanied migrant children, and 19 medical cases.

Number of Undocumented Returnees in 2017 (Turkham, Spin Boldak, Islam Qala and Milak)

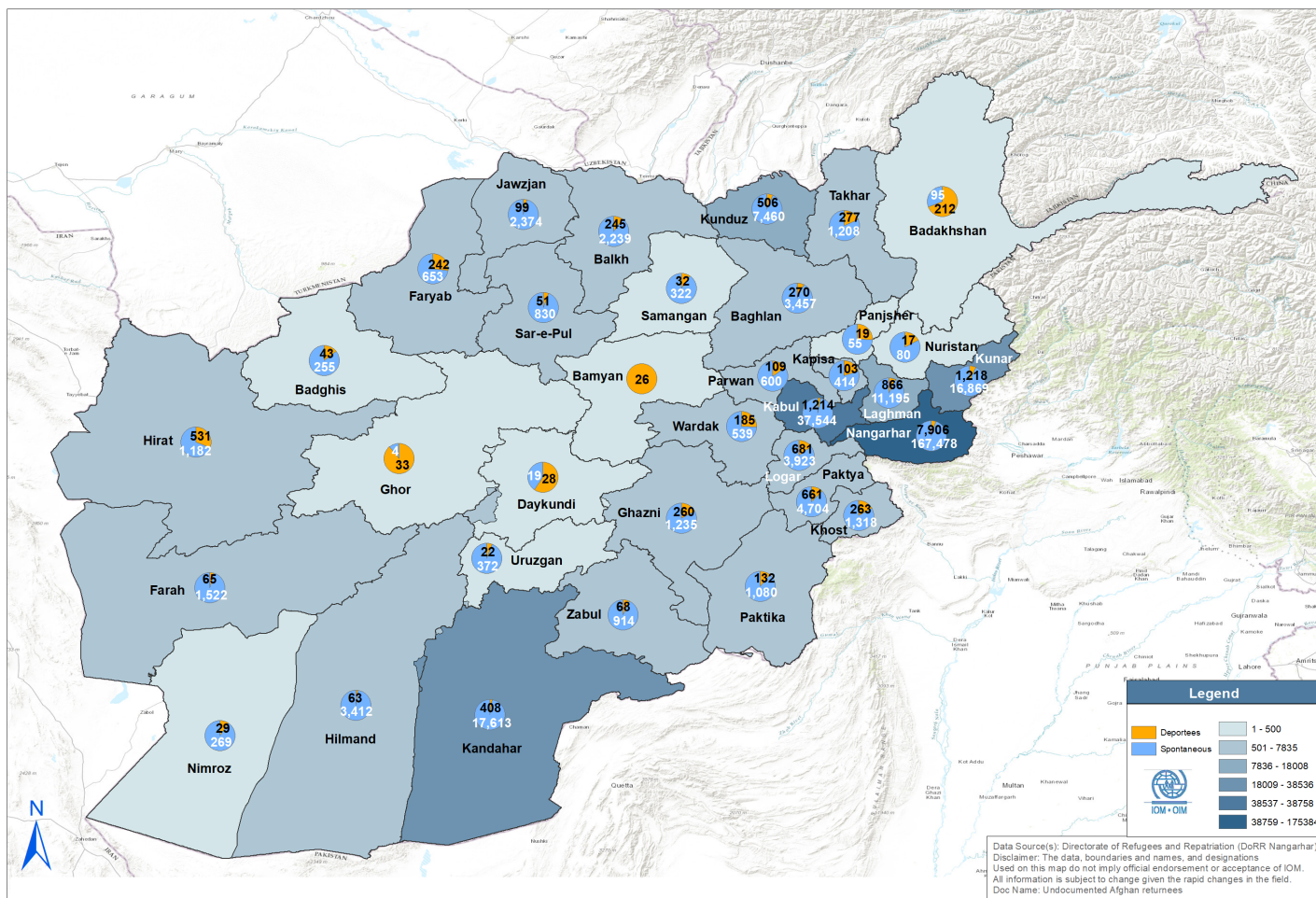
Date	Spontaneous Returnees				Deportees				Total Pakistan	Total Iran	Grand Total
	Turkham	Spin Boldak	Herat	Nimroz	Turkham	Spin Boldak	Herat	Nimroz			
Jan - July 17	51,527	24,202	17,160	55,443	1,938	668	7,476	115,974	78,335	196,053	274,388
1-5 Aug	633	822	2	2,152	32	0	0	4,664	1,487	6,818	8,305
06-12 Aug	706	696	0	3,111	46	16	0	5,655	1,464	8,766	10,230
13 - 19 Aug	584	265	2	3,706	56	0	5	6,535	905	10,248	11,153
20-26 Aug	437	588	9	2,389	69	52	23	6,202	1,146	8,623	9,769
Total	53,887	26,573	17,173	66,801	2,141	736	7,504	139,030	83,337	230,508	313,845

IOM Assisted Undocumented Afghans in 2017 (Turkham, Spin Boldak, Islam Qala and Milak)

Date	Spontaneous Returnees				Deportees				Total Pakistan	Total Iran	Grand Total
	Turkham	Spin Boldak	Herat	Nimroz	Turkham	Spin Boldak	Herat	Nimroz			
Jan - July 17	49,008	16,936	129	502	426	450	656	7,904	66,820	9,217	76,037
01 - 05 Aug	637	764	2	8	3	0	0	167	1,404	177	1,581
06 - 12 Aug	702	650	0	19	10	16	0	443	1,378	462	1,840
13 - 19 Aug	592	265	1	2	5	0	0	413	862	416	1,278
20-26 Aug	437	567	2	5	32	0	11	474	1,036	492	1,528
Total	51,376	19,182	134	536	476	466	667	9,401	71,500	10,764	82,264



AFGHANISTAN Final Destination of Undocumented Afghan Returnees and Deportees from Pakistan Jan 2016–24th Aug 2017



Annex 1: Breakdown of Assistance Provided at all Border Crossings, Aug 20-26 2017

Categories	Turkham	Spin Boldak	Islam Qala	Milak	Total
Non-Food Item (NFI) Kits	89	94		24	207
Medical Care	140	59		0	199
Tuberculosis Screening	469	567		201	1237
Overnight Accommodation	23	214		465	702
Total	721	934	0	690	2345

Annex 2: Detailed Breakdown of Assistance Provided by Partners at Milak and Islam Qala BCP, Aug 20-26 2017

Organization	Location	Type of Assistance	Families Assisted	Total Individual Assisted	Male	Female	Boys	Girls
IOM	Registration Centre	Registration	90	84	154	98	162	83
AICHR	Registration Centre	Legal Assistance	0	0	0	0	12	0
IOM	Transit Centre	Food / Accomodation	90	74	131	98	157	83
IOM	Transit Centre	Transportation	90	84	154	98	157	83
IOM	Transit Centre	Medical Services	0	0	2	0	0	0
IOM	Transit Centre	Referrals	0	0	0	0	0	0
IOM	Transit Centre	Reintegration Assistance	0	0	0	0	0	0
UNICEF/Warchild	Transit Centre	Tracing & Repatriation	0	0	0	0	33	0
WFP	Transit Center	Food Package	46	0	42	50	74	44
NRC	Transit Centre	Legal Assistance	0	0	0	0	0	0
War Child UK	Transit Centre	Psychosocial Assistance	0	0	0	0	5	0
Relief International	Transit Centre	Psychosocial Assistance	0	0	0	0	0	0
DDG	Transit Center	Mine Risk Education	90	84	141	98	157	83

Annex 3: Detailed Breakdown of Assistance Provided by Partners at Turkham and Spin Boldak BCP, Aug 20-26 2017

Organization	Location	Type of Assistance	Families Assisted	Total Individual Assisted	Male	Female	Boys	Girls
WFP	Transit Center	Food Package	172	1013	86	111	141	108
WHO	Transit Center	Medical Services	54	140	17	44	29	50
	Transit Center	OPV Vaccination for children (>10 years)	0	35	0	0	17	18
	Transit Center	OPV Vaccination for children (<10 years)	0	16	0	0	9	7
	Transit Center	IPV Vaccination for children (4 m -5 years)	0	188	0	0	92	96
	Transit Center	Measle Vaccination for children (6 m -5 years)	0	135	0	0	71	64
UNICEF	Transit Center	Hygiene Kits	55	276	53	71	87	65
	Transit Center	Family Kit	0	0	0	0	0	0
	Transit Center	Hygiene Awareness Training	119	709	116	178	238	177
	Transit Center	Child Friendly Space	0	153	0	0	79	74
	Transit Center	Nutrition services for children 6-59 months, and pregnant women and lactating mothers	0	74	0	0	37	37
UNFPA	Transit Center	Dignity kits	34	170	33	40	54	43
AADA/ UNFPA	Zero Point	Medical Services	0	403	158	107	80	58
	Zero Point	OPV Vaccination for children (<10 years)	0	253	0	0	0	0
	Zero Point	OPV Vaccination for children (>10 years)	0	0	0	0	0	0
	Zero Point	IPV Vaccination for children (<10 years)	0	192	0	0	92	100
	Zero Point	Measle Vaccination for children (<10 years)	0	190	0	0	95	95
	Zero Point	HIV/AIDS Awareness	0	449	110	98	139	102
AADA/ UNICEF	Zero Point	Nutrition services for children (6-59 months), pregnant women and lactating mothers	0	263	0	68	97	98
UNMAS- OMAR	Transit Center	Mine Risk Education	83	835	54	42	99	73



A young girl, with her family, at the IOM/DoRR screening center at Melak BCP, recent deportees from Iran @ IOM 2017

Annex 3: Breakdown of Provinces and States of Exile, Origin and Final Destination of Undocumented Afghans

Figure 1: Areas of Departure of Undocumented from Pakistan, Jan 01—Aug 24, 2017

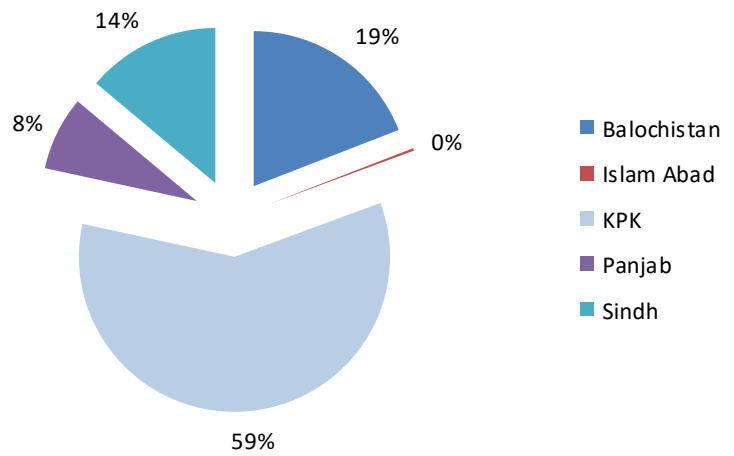


Figure 2: Top 8 provinces of Final Destination of Undocumented Afghans in Afghanistan, Jan 01—Aug 24, 2017

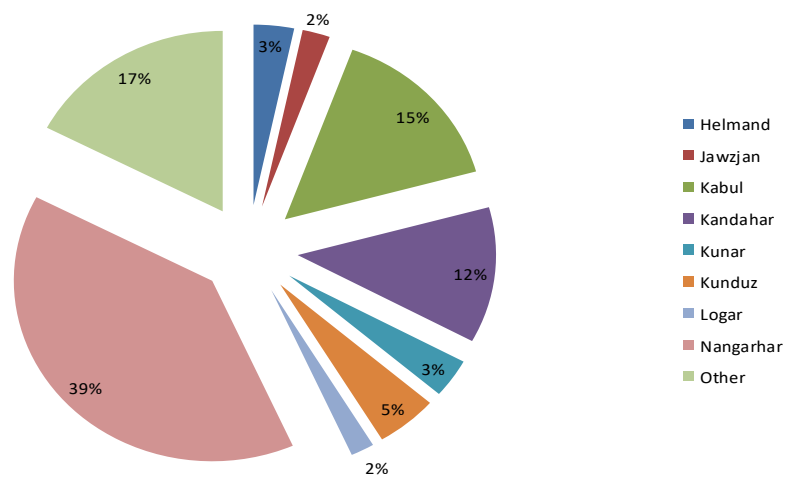
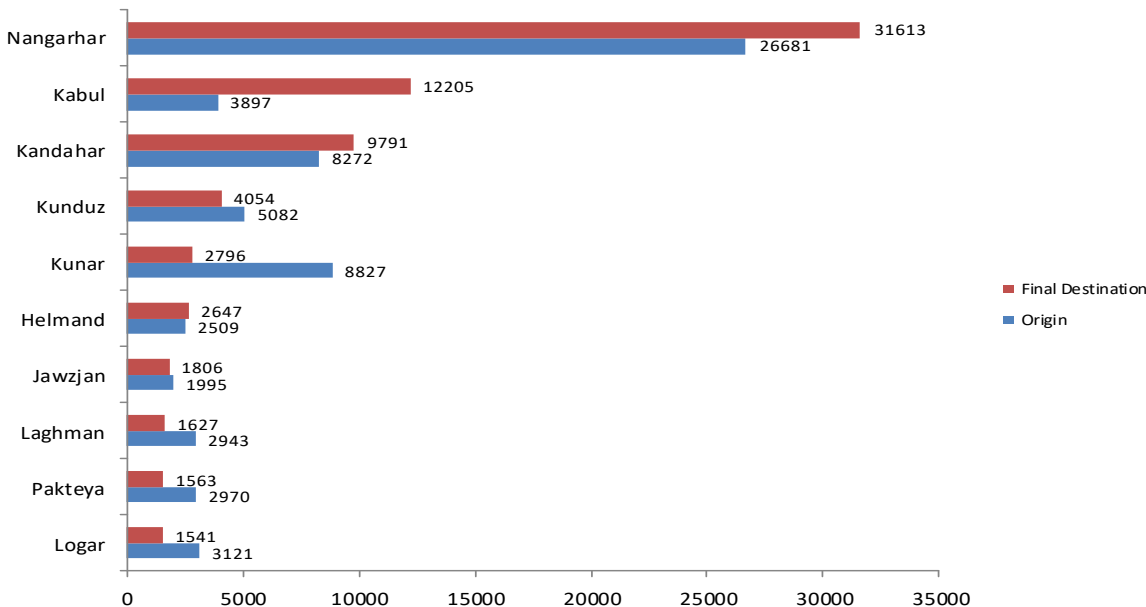



Figure 3: Top 8 Provinces of Final Destination Versus Provinces of Origin, Jan 01—Aug 24, 2017



IOM Afghanistan's Returnee Response is generously supported by:



Australian Government
Department of Foreign Affairs and Trade