



IOM  
GLOBAL REPORT 2018  
OPERATIONS AND EMERGENCIES

International Organization for Migration 17 route des Morillons  
P.O. Box 17  
1211 Geneva 19  
Switzerland  
Tel.: +41 22 717 9111  
Fax: +41 22 798 6150  
Email: [hq@iom.int](mailto:hq@iom.int)  
Website: [www.iom.int](http://www.iom.int)

The opinions expressed in the report are those of the authors and do not necessarily reflect the views of the International Organization for Migration (IOM). The designations employed and the presentation of material throughout the report do not imply expression of any opinion whatsoever on the part of IOM concerning legal status of any country, territory, city or area, or of its authorities, or concerning its frontiers or boundaries.

IOM is committed to the principle that humane and orderly migration benefits migrants and society. As an intergovernmental organization, IOM acts with its partners in the international community to: assist in the meeting of operational challenges of migration; advance understanding of migration issues; encourage social and economic development through migration; and uphold the human dignity and well-being of migrants.

All maps included in this document are for illustration purposes only. Names and boundaries on the maps do not imply official endorsement or acceptance by IOM. All information is the best available at the time when the map was produced.

This publication has been issued without formal editing by Publications Unit.

**Photo credits:**

*Chad, Kobiteye returnee site.* © IOM 2018 / *Armanda Nero* (cover page).

*Nigeria, Pulka IDP site.* © IOM 2018 / *Alfred Caballero* (back page).

Icons taken from the Noun Project: *Dilayorganci, L. Delgalo, M. Kulikov, T. Knopp, A. Rodriguez, Y. Luck, L. Prado, T. Helbig, A. Ahmed, C. Gomboli, DTE Media.*

All rights reserved. No part of this publication may be reproduced, stored in a retrieval system, or transmitted in any form or by any means, electronic, mechanical, photocopying, recording, or otherwise without the prior written permission of the publisher.

## INTRODUCTION TO IOM GLOBAL REPORT 2018

In 2018, IOM's emergency programmes reached over 30 million people globally, addressing the most pressing needs of women, men and children displaced or affected by the consequences of crises, including conflict, violence, slow and sudden-onset natural disasters and epidemics. With its focus on the mobility dimensions of crises, IOM's emergency assistance primarily reached internally displaced persons, followed by refugees, migrants and communities at large.

This report provides a snapshot of IOM's crisis-related programming during the past year. It presents updates on IOM's activities ranging from emergency preparedness and response to transition and recovery-programmatic areas that are led and supported by the Department of Operations and Emergencies and closely coordinated with other departments within the Organization.

Conceived as a companion to IOM's Annual Report, the following pages present and analyse of available data in IOM's operational responses in the areas of: coordination of humanitarian response, deployments and field support, camp coordination and camp management, cash-based interventions, displacement tracking, emergency health, protection, shelter and non-food items, water, sanitation and hygiene, disaster risk reduction, transition and peace building, community stabilization, durable solutions and resilience, migrants in countries in crisis, and resettlement and movement management. The content of this third report has expanded compared to its previous versions to provide a more comprehensive overview of IOM's expertise and impact.

Data presented in this report is drawn from the most recent available IOM statistics, which are collected through a self-reporting data collection exercise launched on a yearly basis. The survey to collect data related to 2018 activities was conducted in January 2019 and completed after a round of review by Regional Offices and Headquarters. One hundred country missions across all regions of the world have reported information on crisis related programming – including direct assistance, technical support and capacity-building.

Beneficiary figures in this report are based on reports by IOM field operations. Given the cross-sectoral nature of IOM's services, the total number of beneficiaries of emergency-related programming, as well as the figures reported under each thematic section of the report may include beneficiaries of other programmatic areas of IOM. Similarly, as beneficiaries may have received multiple types of crisis-related assistance, the figures reported by each thematic area should not be considered exclusive and should not be summed up.

June 2019



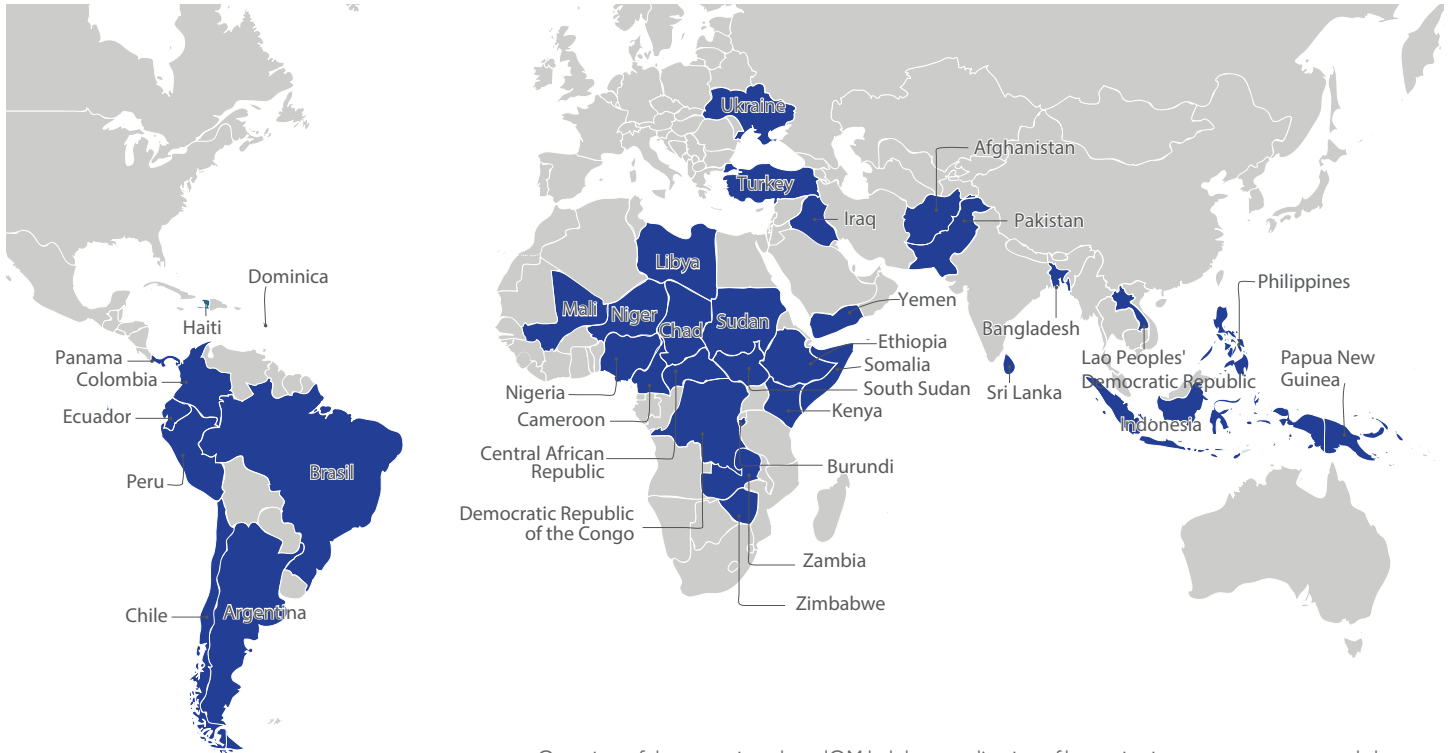
IOM has worked closely with relief agencies to continue providing IDPs in South Sudan with access to safe drinking water, primary health-care, shelter and other lifesaving services. The fire heavily damaged humanitarian infrastructure in the Malakal PoC site in South Sudan, including IOM's new primary health-care facilities. IOM swiftly set up a temporary clinic to continue providing full primary health-care services. © IOM 2016 / Muse MOHAMMED

# TABLE OF CONTENTS

## INTRODUCTION TO IOM GLOBAL REPORT 2018

HUMANITARIAN COORDINATION OVERVIEW.....	06
SURGE DEPLOYMENTS AND SUPPORT .....	10
CAMP COORDINATION AND CAMP MANAGEMENT (CCCM) .....	14
DISPLACEMENT TRACKING (DTM).....	18
WATER, SANITATION AND HYGIENE (WASH).....	22
SHELTER AND NON-FOOD ITEMS (SNFI) .....	26
CASH-BASED INTERVENTIONS (CBI).....	30
PROTECTION .....	32
HEALTH RESPONSE TO CRISIS SITUATIONS.....	36
TRANSITION AND RECOVERY .....	40
COMMUNITY STABILIZATION.....	42
DURABLE SOLUTIONS AND RESILIENCE.....	44
DISASTER RISK REDUCTION.....	46
PEACEBUILDING AND TRANSITION .....	48
MIGRANTS IN COUNTRIES IN CRISIS (MICIC) .....	52
RESETTLEMENT AND MOVEMENT MANAGEMENT (RMM).....	54

# HUMANITARIAN COORDINATION OVERVIEW



Overview of the countries where IOM led the coordination of humanitarian response sectors and clusters.

In 2018, IOM held a coordination role in



33

Average number of partners per cluster



42 million

total people in need



25 million

total people targeted



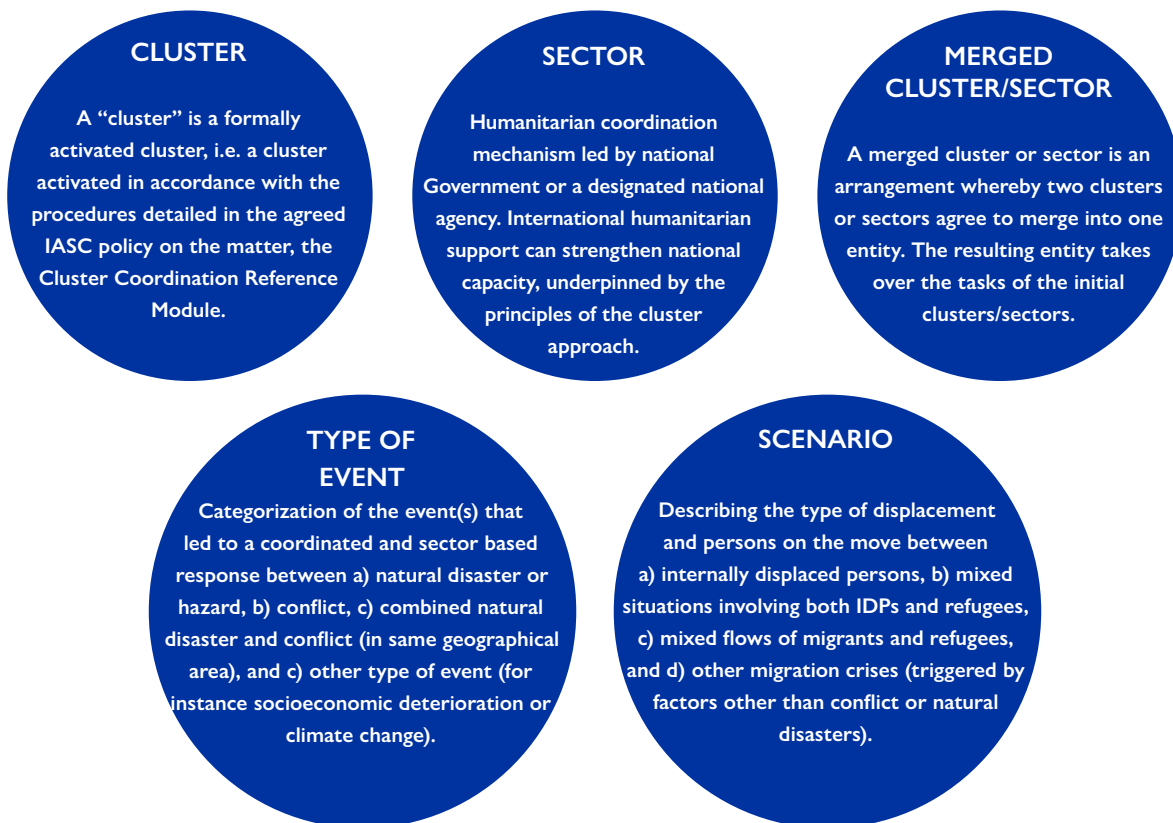
16 million

total people reached

\* = 10 million

Leading on multiple platforms in the same country such as in Bangladesh, South Sudan, Iraq, Turkey and Ukraine.

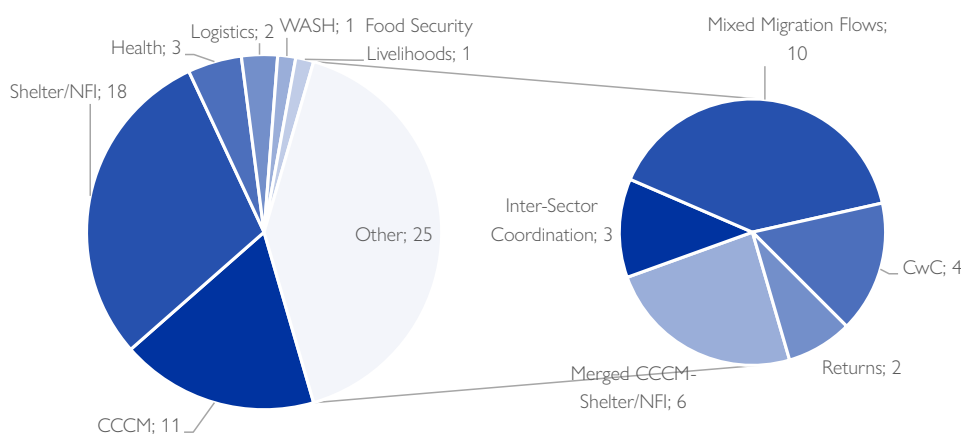
There were 24 Shelter and NFI related platforms, 17 Camp Coordination and Camp Management (CCCM) related platforms (6 were merged CCCM and Shelter) and 26 other platforms covering thematic areas such as mixed migration flows, inter-sector, Communication with Communities (CwC). Information compiled reflects a “snapshot in time” based on information compiled which is not exhaustive and subject to local interpretation of coordination arrangements. IOM also participated in 31 of the 35 inter-agency humanitarian appeals launched that year.



Guided by the spirit of the 2005 humanitarian reform and the 2010 transformative agenda protocols, IOM actively participates in the coordination platforms established by the humanitarian system to provide a joint (or collective) response to the needs of people affected by crises. These groups, although not all formally activated clusters, are underpinned by the principles of the cluster approach and seek to ensure that the response is coordinated and principled. They hold regular meetings, map needs, support service delivery, plan and implement sector strategies, formulate priorities, monitor response, build or develop capacities of key stakeholders, and inform leadership levels for decision-making and key advocacy points.

This role varied from lead to co-lead or chairing such groups in a variety of sectors and also inter-sector platforms. The events that generated these emergencies varied from disasters associated with natural hazards to conflict or other type of events that led to mass movements of persons and large needs requiring a coordinated response in support of local authorities. The scenarios observed involved several categories of forcibly displaced persons and other compelled to move to improve their living conditions. The categorization spans from traditional IDPs and refugees to mixed situations where both IDPs and refugees are present and mixed flows involving migrant and refugee flows. One country may have experienced more than one scenario during 2018.

### Number of countries where IOM had a sector coordination role



# HUMANITARIAN COORDINATION OVERVIEW

## HUMANITARIAN CONSULTATION

### IOM-NGO

The fourth annual IOM-NGO Humanitarian Consultation was held in Geneva, Switzerland on 25 September 2018 under the overall theme of internal displacement in commemoration of the twentieth anniversary of the Guiding Principles on Internal Displacement. The Consultation was jointly organized by IOM and the International Council of Voluntary Agencies (ICVA). 90 participants attended the Consultation, including 61 NGO representatives of 39 NGOs coming from 20 countries: Afghanistan, Bangladesh, Bosnia and Herzegovina, Colombia, Denmark, Ethiopia, Finland, France, Germany, Iraq, Ireland, Lebanon, Pakistan, South Sudan, Switzerland, Turkey, Ukraine, United Kingdom, United States and Yemen. The consultation discussions centred around three topics:

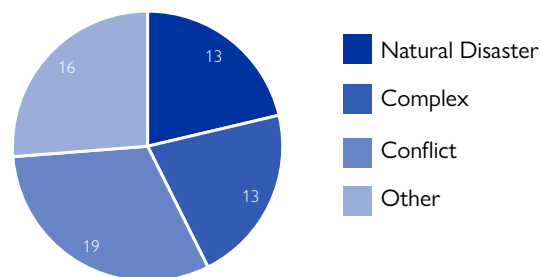
- (1) Addressing Internal Displacement in Protracted Crises through the Triple Nexus of Humanitarian, Development and Peace;
- (2) IOM-NGO Complementarities in Protection –IOM's and NGOs' respective roles and approaches to protection-complementarity for better protection outcomes; and
- (3) Transitional Justice and Internal Displacement. The UN Special Rapporteur on Human Rights of IDPs presented, for the first time publicly, her report on Transitional Justice and internal displacement.

Held since 2015, IOM's annual Humanitarian Consultations provide a unique opportunity for IOM and its international, regional and local NGO partners to come together and engage in strategic dialogue, explore new ways of working together, and build strong and complementary partnerships in principled humanitarian action. The IOM-NGO Humanitarian Consultations inform IOM policy, programming and coordination, and are part of IOM's active engagement with NGOs globally and throughout the year.

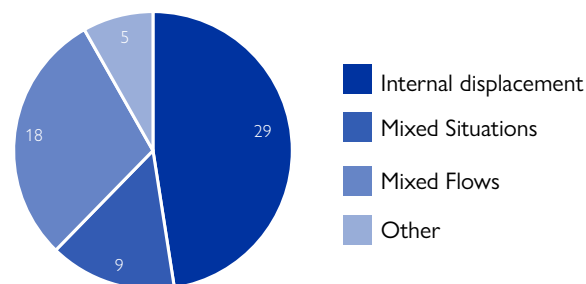
## COORDINATION OVERVIEW

There was a decrease in the number of platforms where IOM held a coordination role in 2018, with 61 in 2018 compared to 71 in 2017 as some of the platforms in 2017 dissolved in 2018 and not many new appeared in 2018. Fourteen out of the 37 countries had more than one platform or sector where IOM played a lead role. The number of CCCM and shelter-related platforms where IOM held a lead role diminished slightly. Meanwhile the number of platforms related to mixed migration augmented notably (ten in total), mostly because of the Bolivarian Republic of Venezuela regional response which accounts for 70 per cent of those platforms (the others are Libya, Sudan and Yemen). The Bolivarian Republic of Venezuela mixed migration coordination platforms regroup several sectoral scopes underneath them but span beyond assistance to socioeconomic integration and capacity development of local authorities to manage large flows.

### Type of events



### Type of scenarios



### IOM Coordination and leadership 2016-2018

	Number of platforms			with Platform/Cluster Coordination (PC/CC)			with Information Manager (IM)			with both Coordination and Information management		
	2016	2017	2018	2016	2017	2018	2016	2017	2018	2016	2017	2018
PLATFORMS	52	71	61	28	32	32	25	32	28	19	19	24
				54%	45%	52%	48%	45%	46%	37%	27%	39%
CCCM CLUSTER	23	23	17	11	14	12	7	14	11	5	8	9
				48%	61%	71%	30%	61%	65%	22%	35%	53%
SHELTER CLUSTER	24	25	24	13	15	13	15	13	13	11	9	12
				54%	60%	54%	63%	52%	54%	46%	36%	50%



## REFLECTION OF PERFORMANCE OF PLATFORMS WHERE IOM HELD A COORDINATION ROLE

Although not all platforms assessed are formally activated clusters, most are underpinned by the cluster approach and therefore maintain similar set of functions (supporting service delivery / Informing the Humanitarian Coordinator and the Humanitarian Country Team (HC/HCT's) strategic decision-making / strategy development / monitoring and evaluating performance / capacity-building in preparedness and contingency planning / advocacy / accountability to affected populations). Some of these platforms serve some of the functions above only or are timebound and goal specific, therefore the below analysis is based only those that were more closely aligned with such functions and targeted specific beneficiary groups as part of a collective effort. The platforms analysed regrouped more than 1,600 partners, giving an average of 33 partners per platform. In total the relevant platforms covered 42 millions persons in need, targeting 25 million and reaching more than 16 million.

### Dedicated leadership

In 2018, across the 61 platforms 52 per cent had dedicated coordinators, and 46 per cent also had Information Managers (up from 45% for each in 2017). Only 39 per cent of platforms had both a coordinator and IM, improving from 27 per cent reported in 2017. The reasons for such low percentages, same as in 2017 and 2016 remained the low funding status of appeals and underfunded responses that could not allow for dedicated key leadership positions. CCCM dedicated coordination and leadership improved when compared with previous years (see tables below) whereas Shelter and NFI did not fluctuate much. It is worth noting the reluctance of donors in general to support coordination scale up, placing

emphasis only on direct assistance, stating that committing lead agencies should cover these coordination structures on their own. With the projectized nature of IOM and the unavailability of core funding this represents a hurdle hard to overcome.

### Supporting service delivery and Informing collective strategic decision-making

The platforms supported service delivery by maintaining Terms of Reference (in 70% of the cases) and geographically mapping partners and activities (91%) to prevent duplication of service delivery. Maintaining specific needs assessment tools, participating in inter agency or sector assessments and supporting joint analysis in more than 75 per cent of all platforms ensured that needs and gap analysis were available for collective strategy and decision-making.

### Strategy planning, preparedness and accountability

Platforms developed their own strategies in over 80 per cent of the cases yet maintaining workplans in only 61 per cent of cases to support the realization of collective strategic priorities. Preparedness plans and/or activities were carried out for situation deterioration or foreseen risks in two out of three instances. Most coordination platforms analysed stated to have in place mechanisms to receive and act on complaints from affected populations as well as to raise awareness, prevent, monitor and respond to Protection from Sexual Exploitation and Abuse (PSEA).

## ENGAGEMENTS ON PROTECTION FROM SEXUAL EXPLOITATION AND ABUSE

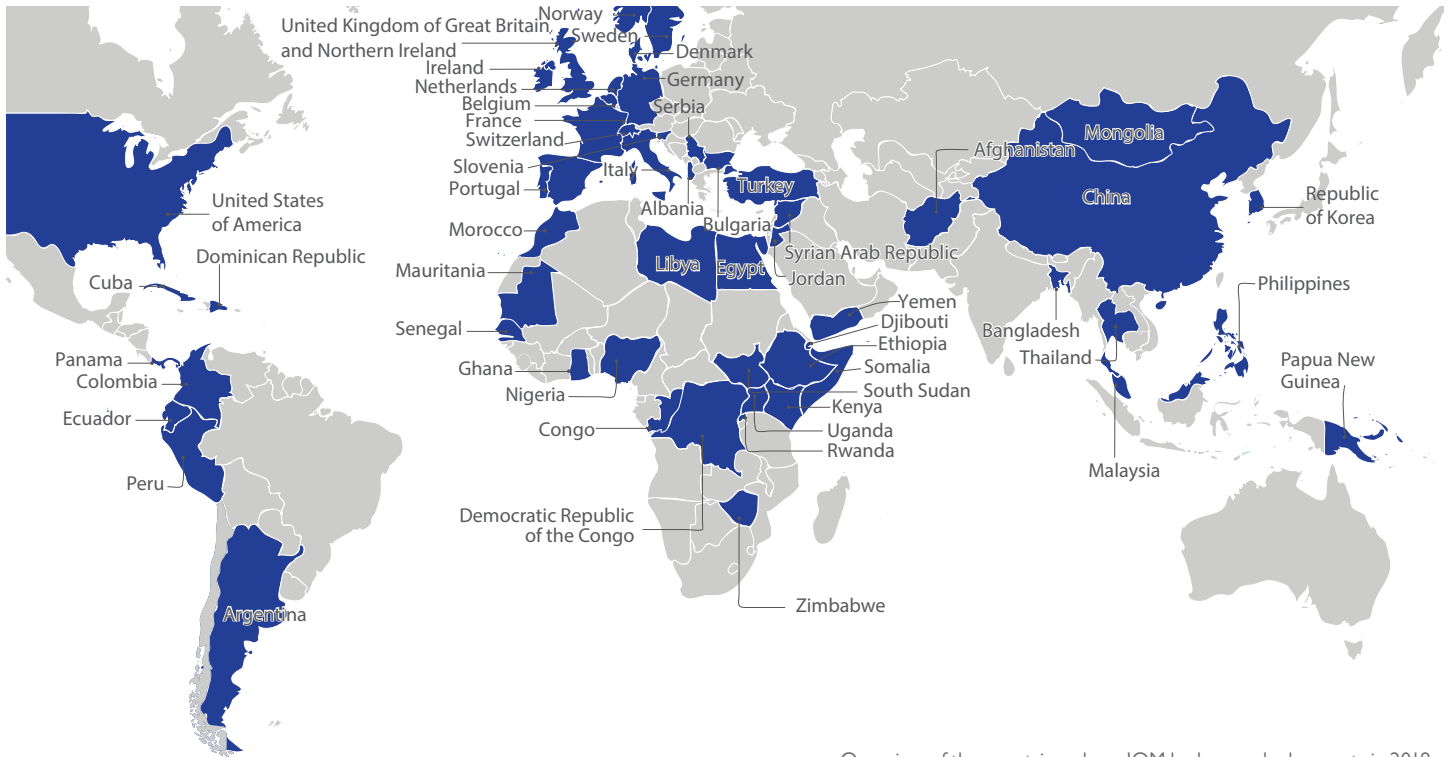
Tasked by the Inter-Agency Standing Committee (IASC), IOM is spearheading effective and accountable inter-agency PSEA leadership and coordination by rolling out the 2016 IASC PSEA Toolkit (available in English, French, Spanish, and Arabic) and by providing ongoing dedicated technical support on collective in-country PSEA implementation.

In 2018, IOM continued to exercise its unique mandate to providing technical assistance on request to 26 in-country PSEA Networks and HCTs/UNCTs on collective PSEA activities. IOM also created a 5-day Community-Based Complaint Mechanism Training of Trainers (CBCM ToT) and successfully delivered three regional ToTs in East Africa, MENA, and West and Central Africa, capacitating 75 PSEA

Network Co-Chairs and Coordinators from 19 responses, who committed to cascading this knowledge through trainings and regional platforms in each response.

Since 2016, IOM has been serving as the IASC's official liaison with the UN Working Group on SEA, advocating for the harmonization of UN and IASC protocols and guidance on PSEA responsibilities. IOM supports the transition of the IASC AAP/PSEA Task Team into the IASC Results Group 2 on Accountability and Inclusion in light of the restructuring of the IASC, and remains an active member in the consultations to set new priorities throughout and beyond this transition phase.

# SURGE DEPLOYMENTS AND SUPPORT



Overview of the countries where IOM had surge deployments in 2018.

**In 2018, IOM PRD  
(Headquarters level) deployed**

**58  
staff**

to

**55  
countries**



**279**

Number of deployments



**7,6**

average days per deployment



**37**

days of deployment on average per staff

Within the Department of Operations and Emergencies (DOE), the Preparedness and Response Division (PRD) provides on-going support to Country Offices (CO) via its Headquarters-based staff. This support is in addition to the support provided or coordinated to COs, including standby partners, recruitments and consultations often facilitated by DOE.

The analysis covered here is limited to specific thematic areas and not comprehensive to PRD or DOE wide portfolio of services. It is limited to deployments from camp coordination and camp management (CCCM), shelter and non food items (SNFI), water, sanitation and hygiene (WASH), displacement tracking matrix (DTM) surge support, capacity-building activities and other needs.

In addition to Headquarter deployments, IOM supports country offices through recruitments, consultancies and coordination of staff loans between missions.

WASH

CCCM

DTM

SHELTER-NFI

## NUMBER OF DEPLOYMENTS

2017

In 2017, 43 staff were involved in 258 deployments to 64 different countries for a total of 2,184 staff days, averaging 8 days per deployment and 51 deployment days on average per staff spent on deployments.

In 2017, 28 staff were involved in surge deployments to 33 countries and 35 staff involved in capacity-building deployments to 41 countries. CCCM deployments had the highest average of staff days per number of staff deployed (45 days), and surge related deployments averaged 42 days spent per deployment. The target countries that received most surge deployments were Bangladesh, the Caribbean, and Nigeria in total of deployments (17, 10, and 9 respectively), these were also the destinations where most staff days were spent (472, 107 and 274 staff days).



IOM team demonstrates use and care of SNFI and WASH items. Jonglei, South Sudan. © IOM 2018

## SUPPORTING FUNCTIONS

2017

The main events and focus of attention were the Rohingya and Caribbean responses and the continuation of support to L3 responses (Nigeria and Syrian Arab Republic, among the others). Large capacity-building events included DTM trainings in Austria, Turkey and Djibouti and CCCM and Emergency Response Induction Training (ERIT) workshops in Morocco and South Africa respectively.

2018

In 2018, 58 Staff were involved in 279 deployments to 55 country operations for a total of 2,119 staff days, averaging 7.6 days per deployment and 37 days of deployment on average per staff in 2018.

Compared to 2017, this shows a significant increase (+35%) of the pool of experts deployed by the Organization to support country operations. In turn, this led to a decrease of the average number of deployment days per staff (-28%). The geographical scope of HQ deployments was slightly more focused (14% less country operations supported) while being of similar intensity (3% variation of total number of deployment days).

From a thematic standpoint, the majority of deployments were related to both internal and inter-agency coordination processes (140 deployments – 50 per cent of the total), while capacity-building and surge support accounted respectively for 30 per cent (83 deployments) and 20 per cent (56 deployments). However, 42 per cent of deployment time was on surge support (903 staff / day) compared to 29 per cent for coordination and 27 per cent for capacity-building.

On average, deployment duration for surge support was 16 days (3 weeks), against 7 days for capacity-building and 4.5 days for coordination related deployments.

2018

The main focus of attention were the continuation of support to L3 responses (Bangladesh, Yemen, Nigeria, among the others) as well as the Gedeo Guji Crisis response in Ethiopia. Efforts to build country operations capacity accounted for a large proportion of the deployments 30 per cent. Amongst those capacity-building initiatives, 2018 saw the launch of IOM Gender-Based Violence in Crisis framework and subsequent deployments to ensure its dissemination at country level.

# SURGE DEPLOYMENTS AND SUPPORT

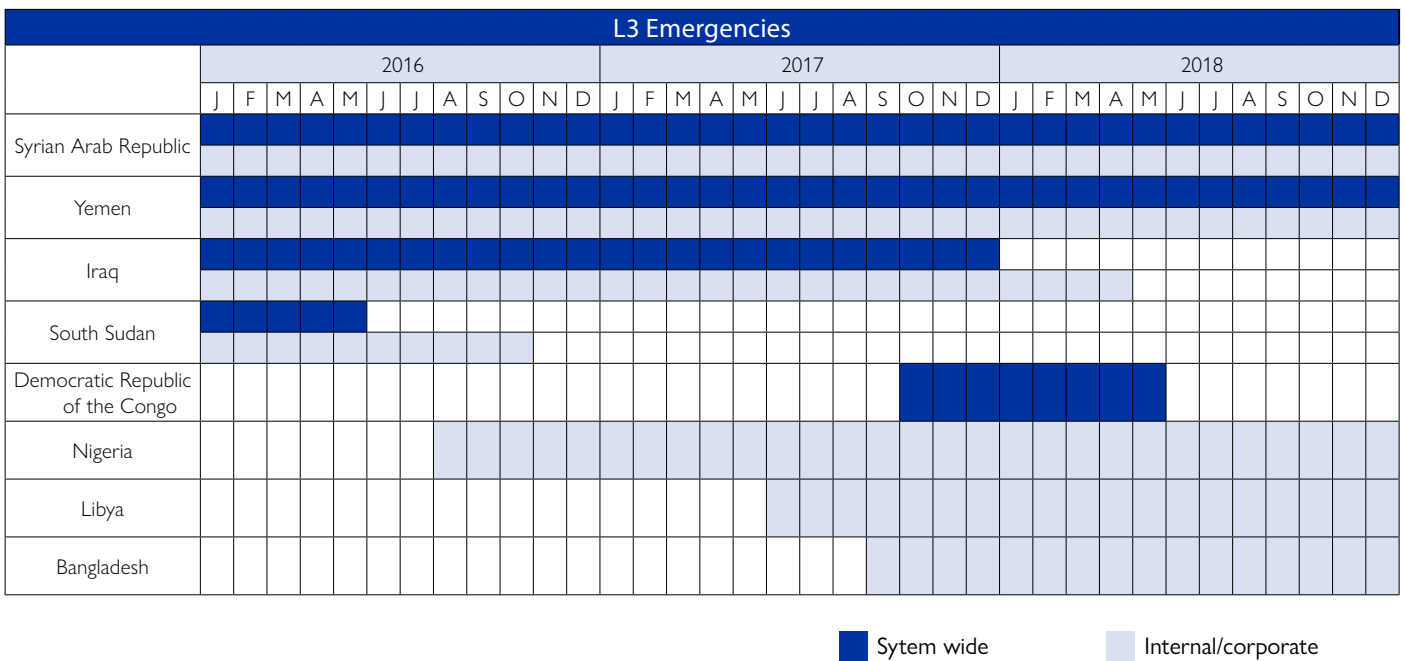
## L3

### 2017

In 2017, there were system wide L3s in the Syrian Arab Republic, Yemen, Iraq, South Sudan and the Democratic Republic of the Congo (which was activated at the end of the year); There were internal L3s in Nigeria, Libya and Bangladesh. There were 83 deployments to the countries involved in those L3 responses that represented a total of 1,100 staff days. In comparison to 2016 this represent a twofold increase and represented half of the total deployment days of rapid response staff.

### 2018

In 2018, status was terminated for Iraq (end of the internal prolongation) and the Democratic Republic of the Congo (System wide, not IOM). The internal L3 initiated mid-2017 led to sustained deployment efforts in 2018 (i.e. Bangladesh). Deployment to the Syrian Arab Republic and Yemen remained limited due to access constraints. Overall deployments to L3 crises accounted for 1 out of 6 deployments and represented 32 per cent of overall deployment time (674 staff / days).



## SURGE

### 2017

Deployment reasons were to cover coordination gaps (Bangladesh, Jordan), support sector specific emergency activities (Somalia, South Sudan, Burundi, Kenya), sudden onsets (Tanzania earthquake, Madagascar Enawo Typhoon, Sierra Leone mudslides), roll out or expending DTM operations (Turkey, Afghanistan, Mongolia).

### 2018

The target countries that received most surge deployments were Bangladesh (289 staff/day), Nigeria (158), Ethiopia (147), Turkey (110), South Sudan (106) and Yemen (85). The Gedeo – Guji crisis in Ethiopia is the only sudden onset crisis of this group. The five others crisis were already ongoing in 2017.

Reasons for deployment remained:

- support sector specific emergency response,
- support coordination processes.

## STAND BY PARTNERS (SBPs)

2017

In 2017, IOM's standby partners provided 67 deployments to 20 IOM COs, totaling 6,443 personnel days (approximately 215 months).

2018

In 2018, IOM's SBPs provided 8,640 standby personnel days through a total of 83 deployments. Seventeen (17) IOM COs received standby personnel: Bangladesh, Central African Republic, Chad, Djibouti, Dominica, Democratic Republic of the Congo, Ethiopia, Guinea-Bissau, Iraq, Nigeria, Panama, Senegal, Somalia, Switzerland, Turkey, Uganda and Vanuatu.

## CAPACITY-BUILDING

2017

Large DTM capacity-building events took place in Turkey, Morocco, Djibouti, Madagascar and Austria. CCCM, PSS workshops were rolled out in Morocco, Senegal, Nigeria. Shelter, gender-based violence (GBV) mitigation, site planning and mass shelter capability events took place in Thailand, Myanmar, Honduras Germany and Switzerland. ERIT took place in South Africa.

2018

Large capacity-building events included the DTM workshop and ERIT training in Turkey (June), the Yemen emergency response training (October), CCCM camp management training in Rwanda using the recently revised curriculum (November). Training programmes in shelter, GBV mitigation, site planning and mass shelter capacity continued.

## OTHER TYPES OF DEPLOYMENT

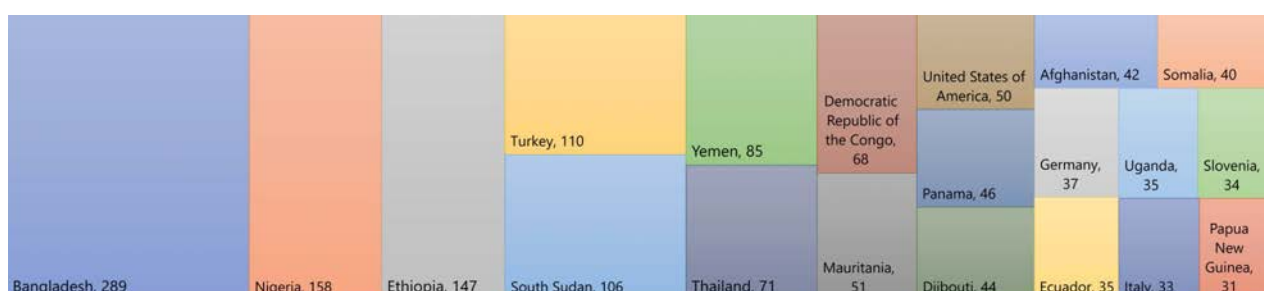
2017

These involved emergency coordination and contingency planning for the Syrian Arab Republic and other responses, internal L3 Standard Operating Procedures (SOP) planning, coordination meetings both at global level (Grand Bargain) and at donor capital level.

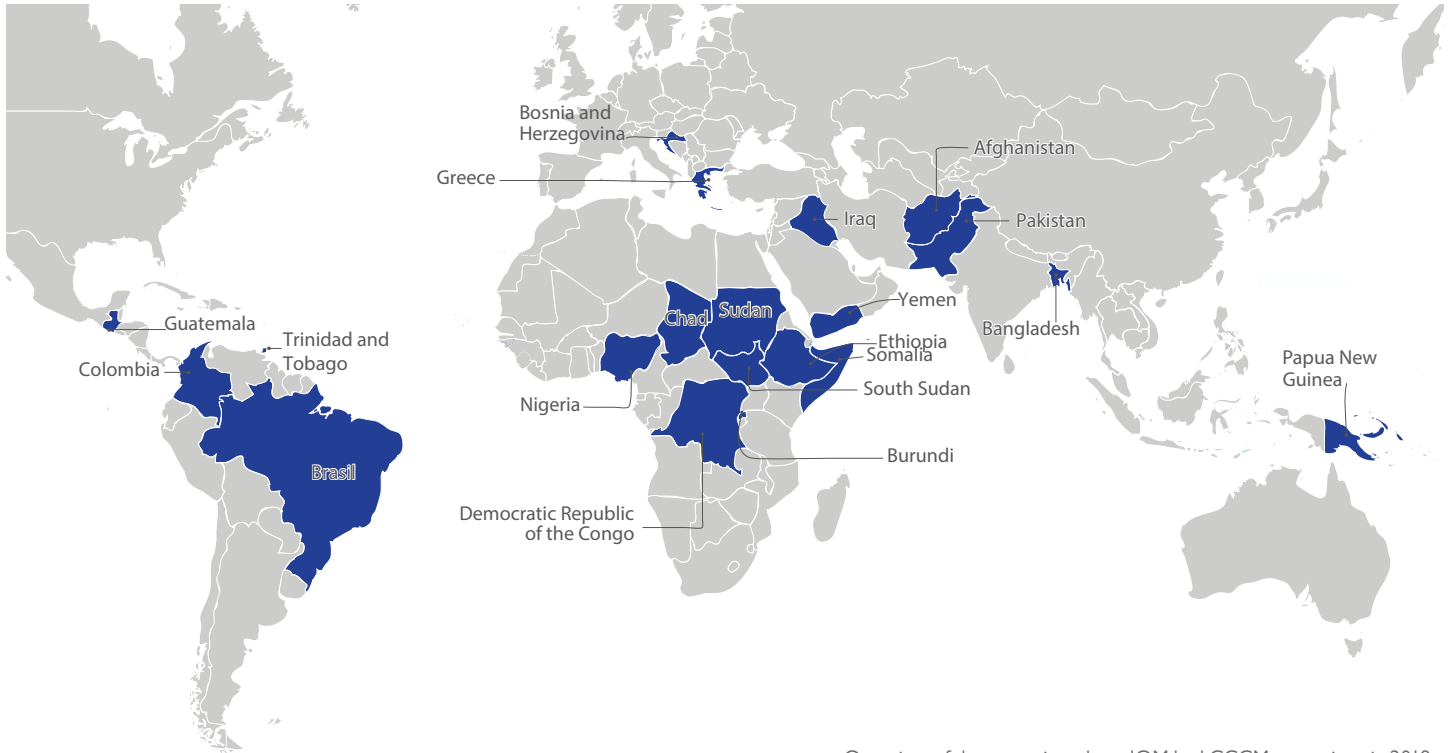
2018

These deployments included key technical and inter-agency experts deployed to Latin America to devise the regional coordination mechanism for the Bolivarian Republic of Venezuela outflows, as well as other technical meetings around GBV mitigation, Humanitarian Hubs after actions review, global stock and common pipelines to mention just a few.

### Staff days per destination (top 20 countries)



# CAMP COORDINATION AND CAMP MANAGEMENT



Overview of the countries where IOM had CCCM operations in 2018.

In 2018, IOM had CCCM operations in

**21**  
countries

assisting an  
estimated

**2.8m**  
individuals

**967**

Sites reached by CCCM activities

**59**

Site set-ups

**18**

Site-closures

**22**

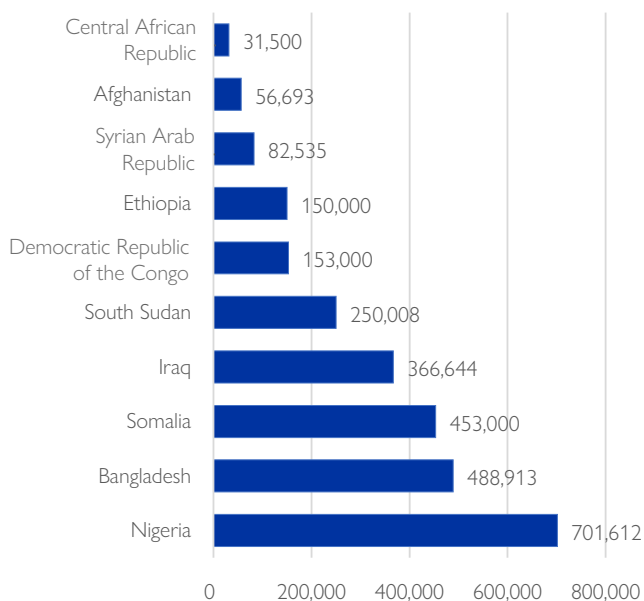
Countries with CCCM coordination role

IOM had CCCM operations in 21 countries in 2018. This was an increase on the 19 countries reported in 2017. Countries newly reporting CCCM operations include Afghanistan, Brazil, Ethiopia and Pakistan. Countries no longer reporting CCCM operations in 2018 included Dominica, Haiti, Philippines and Sierra Leone.

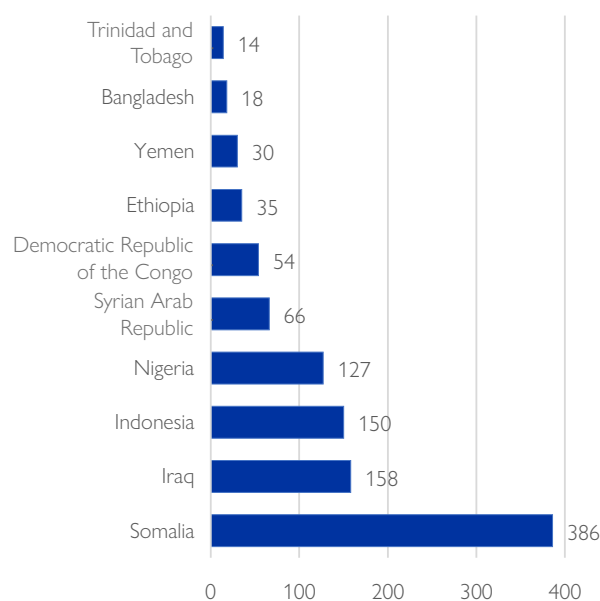
In 2018 IOM reported a 33 per cent increase in the number of individual beneficiaries assisted, compared to 2017. Nigeria, Bangladesh, Somalia, Iraq, South Sudan, Democratic Republic of the Congo and Ethiopia accounted for over 90 per cent of the individuals assisted.

IOM reached 967 sites with CCCM activities in 2018 a 27 per cent increase compared to 2017. 69 per cent of IOMs Camp management in sites was done directly (including mobile approaches), rather than through implementing partners.

### Individuals assisted by country - top 10



### Sites by country - top 10



### CASH-BASED INTERVENTIONS

The number of countries reporting the use of cash as a modality in CCCM increased (5) compared to 2017 (4) and 2016 (3).

### SITE SET-UPS AND CLOSURES

Camp set-ups were supported by IOM in 11 of the 18 countries and camp closures in 5.

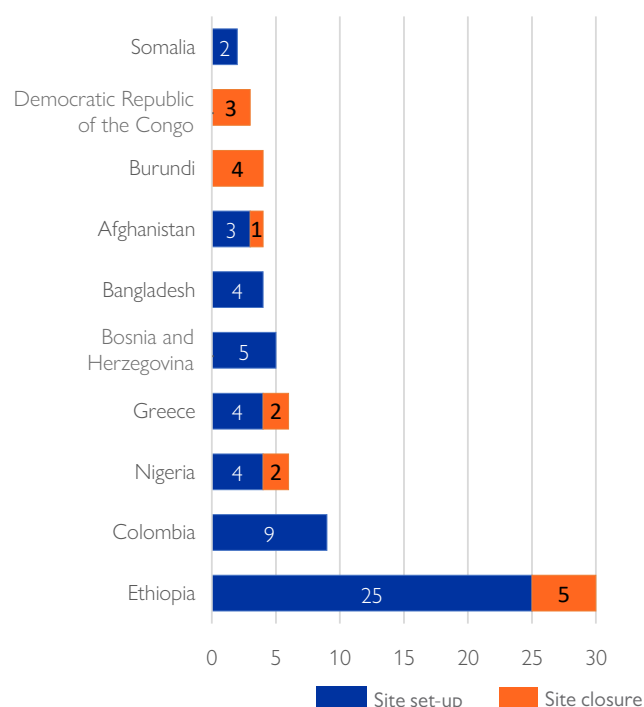
### ACCOUNTABILITY TO AFFECTED

### POPULATIONS IN SITE MANAGEMENT

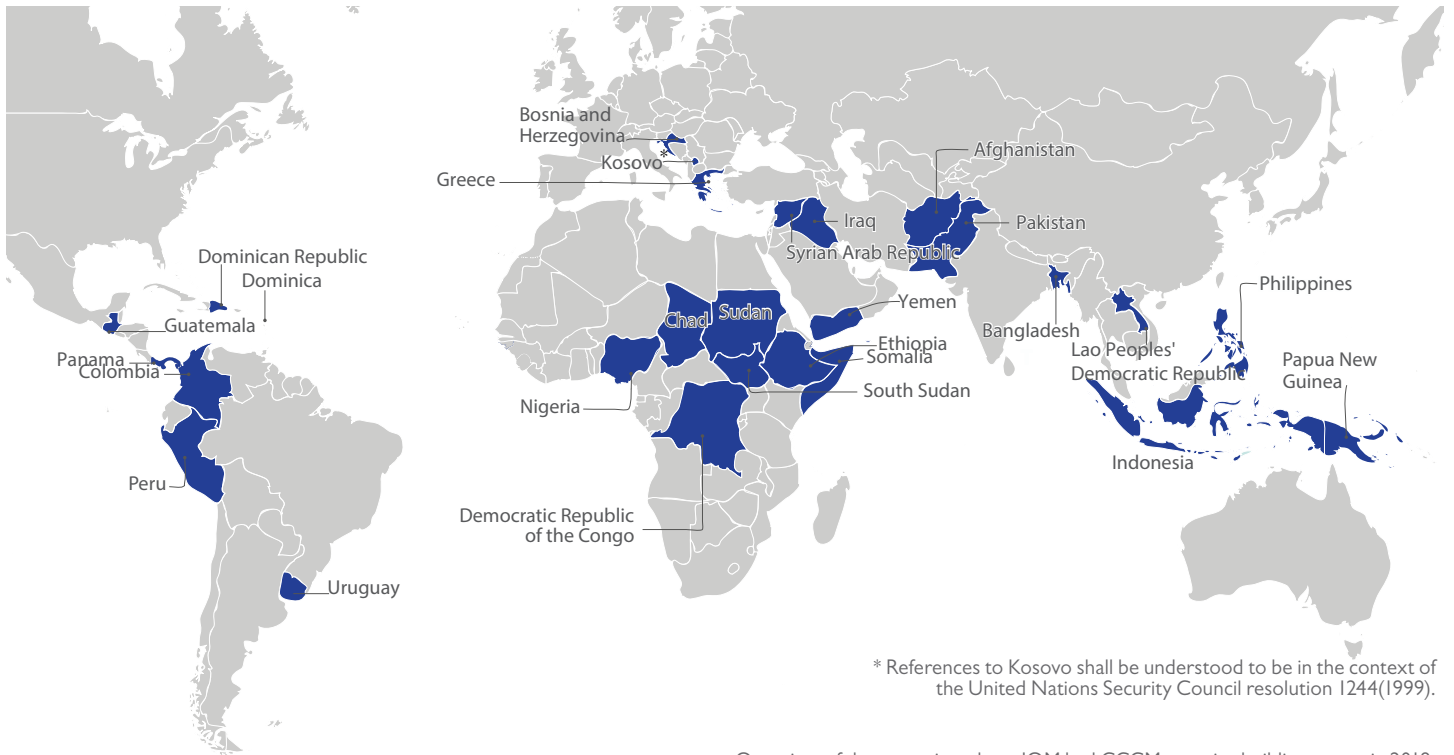
75 per cent of CCCM operations reported including AAP mechanisms in their site management programmes. The mechanisms used include:

- Suggestion boxes
- Voice recorders
- Complaint/Referral desks
- Signboards and public information campaigns;
- Camp management radio;
- Town hall meetings;
- Mobilization of persons with disabilities
- Camp governance
- Partner satisfaction survey
- Beneficiary satisfaction survey
- Cluster satisfaction survey
- External AAP consultant from Shelter and NFI
- Cluster monitoring visits.

### Site setups and closures by country



# CAMP COORDINATION AND CAMP MANAGEMENT



\* References to Kosovo shall be understood to be in the context of the United Nations Security Council resolution 1244(1999).

Overview of the countries where IOM had CCCM capacity-building events in 2018.

## In 2018, IOM had CCCM capacity-building events in

**26**  
countries

training a  
total of

**3,900**  
individuals

In 2018, 26 country missions reported conducting capacity-building events in 2018, a slight decrease on 2017 (28). In these countries 208 CCCM capacity-building events were reported with 3,900 people trained in total.

 **208**  
Capacity-building events

### GLOBAL ACHIEVEMENTS

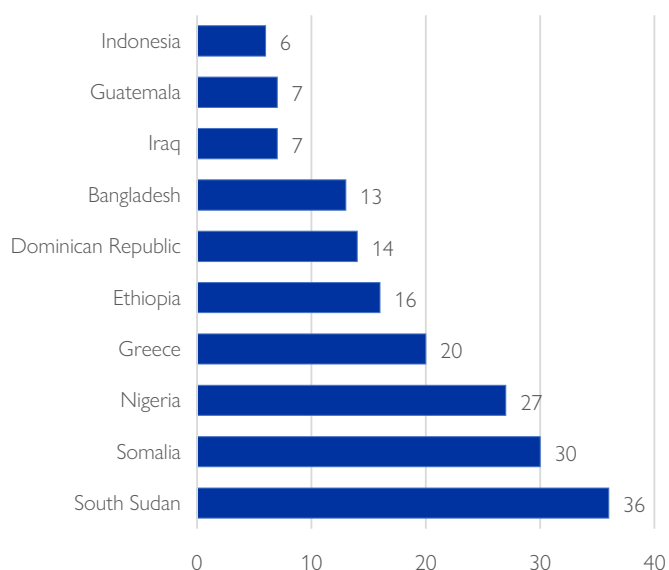
In October 2018, IOM carried out a global camp management training with the newly revised and mainstreamed training package for 26 IOM participants. At the same time, IOM also initiated the process to develop a training for cluster coordinators with a 2-day workshop that brought together all the cluster coordinators. IOM is also leading the effort of the CCCM cluster to develop camp management standards, carrying out consultation at the global cluster retreat with plans for in-person field consultation for 2019. IOM is working with NRC to lead the working group on Area-based Approach under the global CCCM cluster.



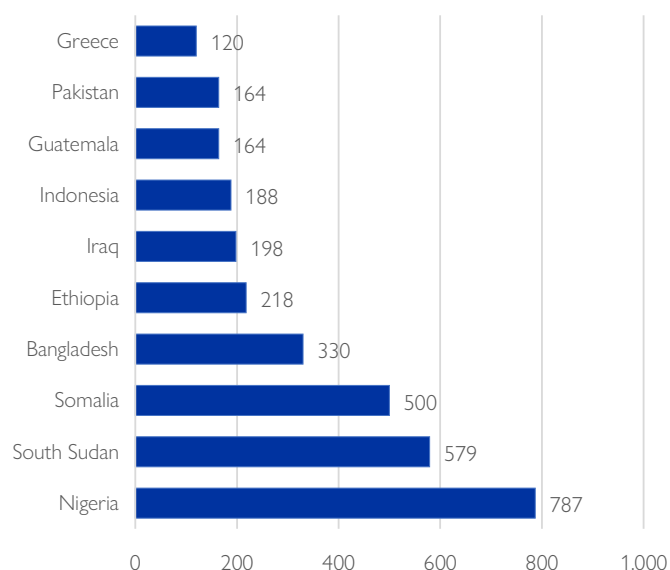
Fire Safety Awareness sessions, Iraq. © IOM 2018



### Number of capacity-building events per country - top 10



### Number of people trained per country - top 10

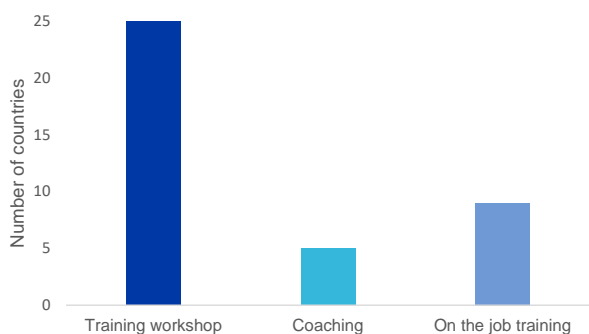


## EVENTS AND LEVELS OF KNOWLEDGE

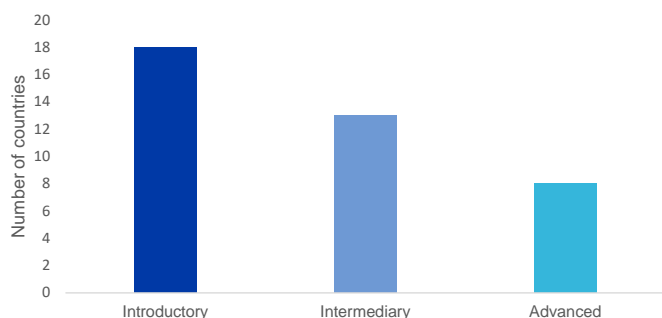
25 of the 26 countries conducted training workshops, with 9 of these countries also conducting a mix of coaching and on the job training.

18 of the 26 countries conducted introductory capacity-building events, where participants have little or no understanding of the subject matter. 13 countries conducted intermediary-level events, and 8 countries conducted advanced-level events.

### Type of events

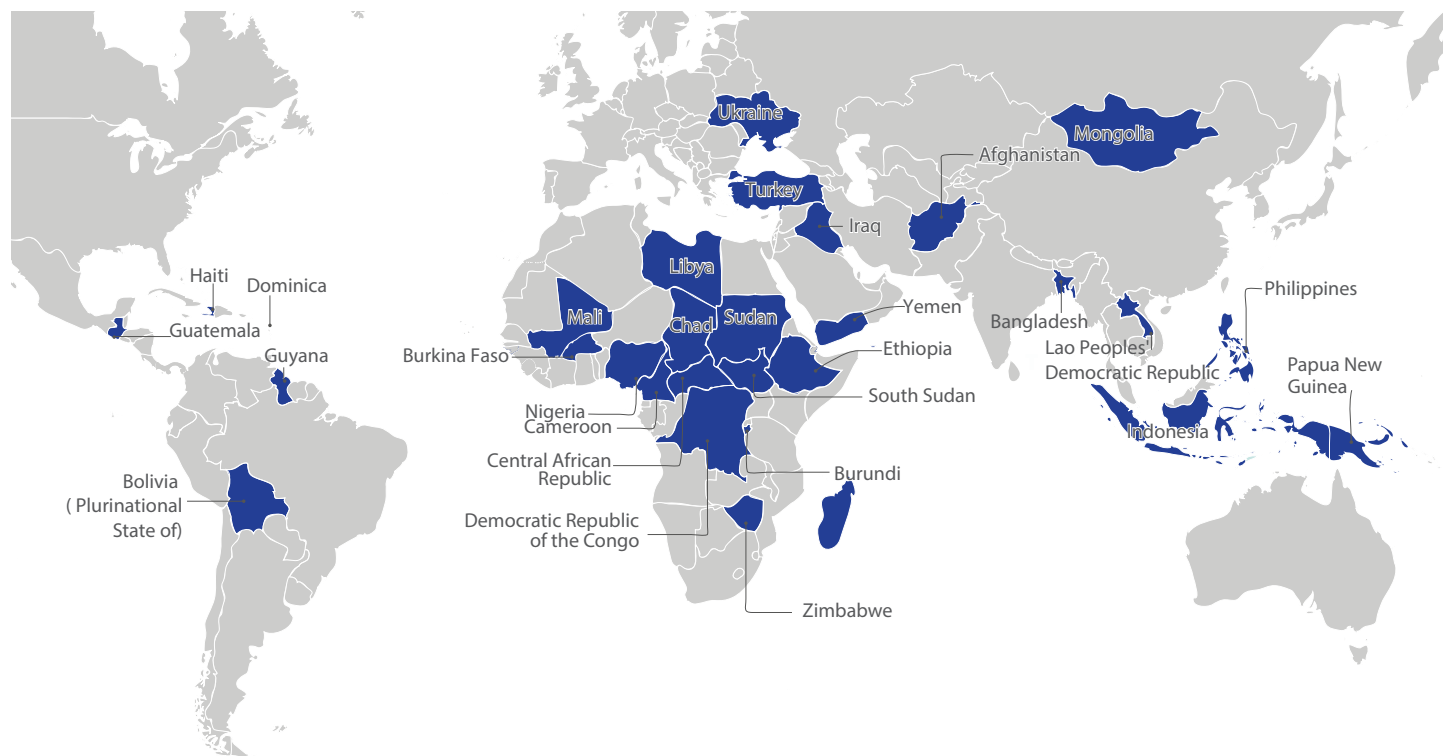


### Levels of knowledge



IDPs in Bakassi camp endure a brief sand storm at the end of the harmattan season in North-east Nigeria. © IOM 2018 / Alfred CABALLERO

# DISPLACEMENT TRACKING



Overview of the countries with displacement tracking activities in 2018.

In 2018, IOM DTM activities were implemented in

71 countries

including information on migration flows in

52 countries

tracking and monitoring displacement and needs of over

 **26m** individuals (IDPS)

DTM team composed of

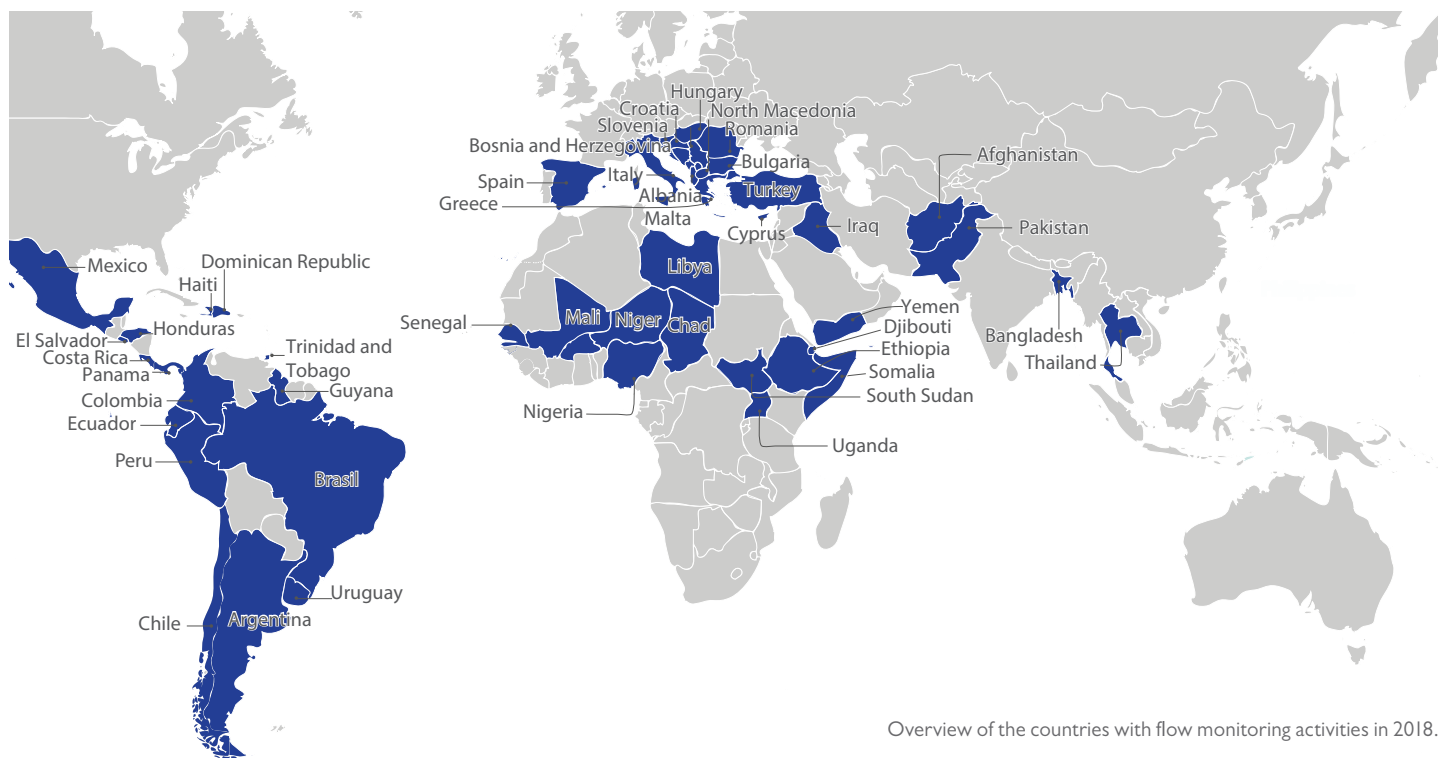
**5,160 data collectors** and **319 technical specialists.**

Displacement Tracking Matrix is a system to track and monitor displacement and population mobility. It is designed to regularly and systematically capture, process and disseminate information to provide a better understanding of the movements and evolving needs of displaced populations and migrants, whether on site or en route.

A new global DTM website was made available in 2018 to improve accessibility to DTM reports on flow monitoring through a portal ([migration.iom.int](https://migration.iom.int)). This complemented the portal launched in 2017 which focused on internal displacement ([displacement.iom.int](https://displacement.iom.int)).

During the year, 75 per cent of DTM operations integrated protection indicators, including in relation to gender-based violence and child protection, into data collection activities.

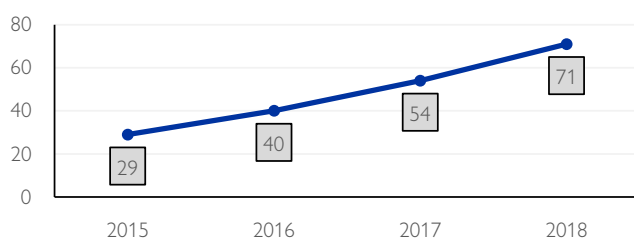
Together with thematic specialists, the DTM was further developed to collect information relevant for response to human trafficking and migrant exploitation, abuse and vulnerability in crisis situations, displacement and large-scale migration. IOM also launched a new initiative to analyse DTM data to contribute to the evidence-base for transition and recovery programming.



In addition to tracking internal displacement, DTM produced information on migration flows in 52 countries, expanding data collection to countries of origin, transit and destination along central and eastern Mediterranean migration routes,

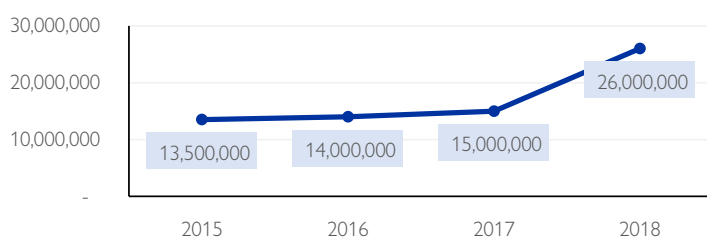
plus on the Mediterranean Migration Flows. The information comes from monitoring key points or origin, transit locations, and points of destination, where counting and surveys are conducted.

### DTM implementations



In 2018, DTM collected, analysed and disseminated data on population mobility in 71 countries, compared to 54 countries in 2017 and 40 countries in 2016.

### Number of IDPs tracked



The peak number of IDPs tracked in 2018 was over 26 million. The highest number of IDPs tracked at one point in time in comparison to 2015–2017.

# DISPLACEMENT TRACKING



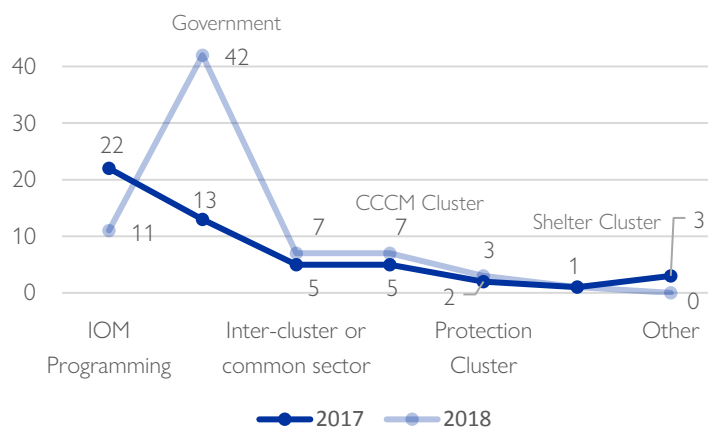
DTM flow monitoring surveys in the border between Brazil and the Bolivarian Republic of Venezuela. © IOM, 2018.

## COORDINATION

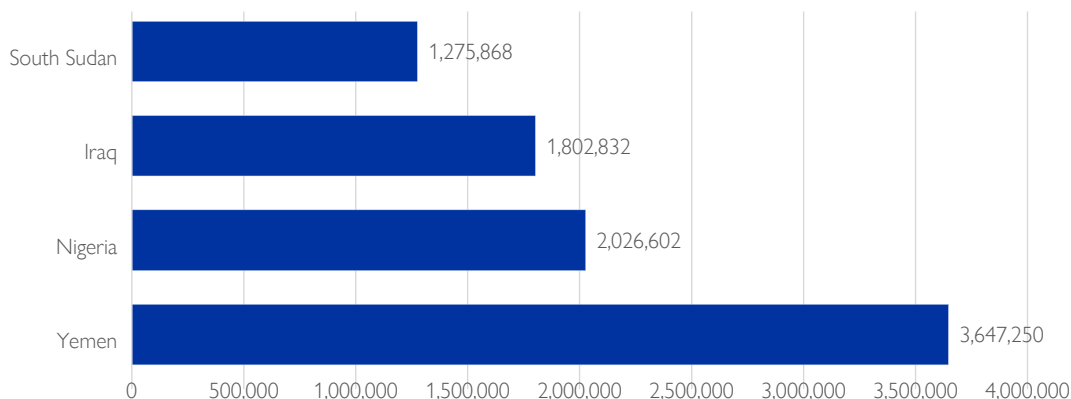
DTM supports the planning, coordination and delivery of humanitarian assistance by informing inter-agency response and coordination mechanisms established at country level.

The increase from 2017 in coordination with government is explained by previous flow monitoring activities that were done only within IOM Programming that are now more closely coordinated with the government, especially in the South and Central America regions.

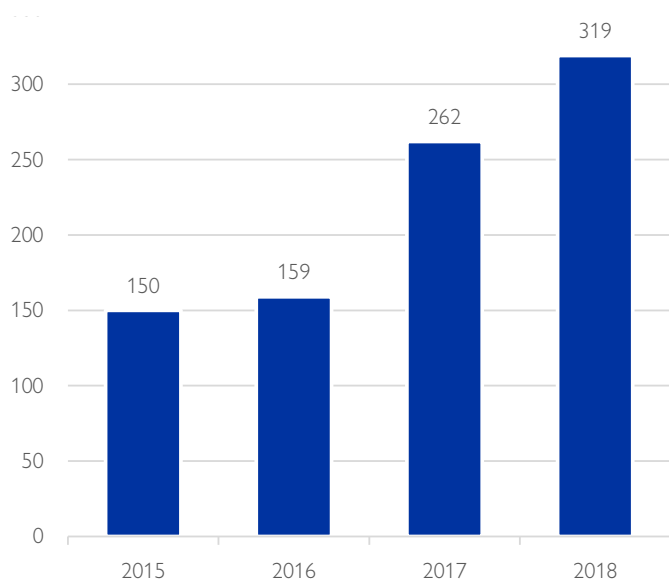
### Coordination structure



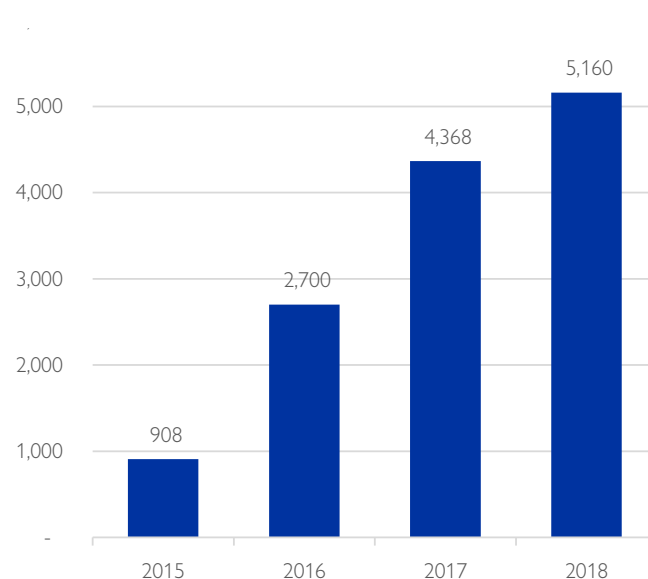
### Individuals tracked by country (IDPs)



## Technical specialists



## Data collectors



The number of professional staff and enumerators undertaking DTM activities worldwide in 2018 continued to follow the expansionary trend of previous years.



The DTM team speaks with representatives of the host community, who will help supply information for the displacement assessments of the site where they are sheltering, Ethiopia. © IOM 2018 / Olivia HEADON

## ETHIOPIA. SOURCE, TRANSIT AND DESTINATION

During 2018, in Ethiopia, DTM was engaged in two major activities;

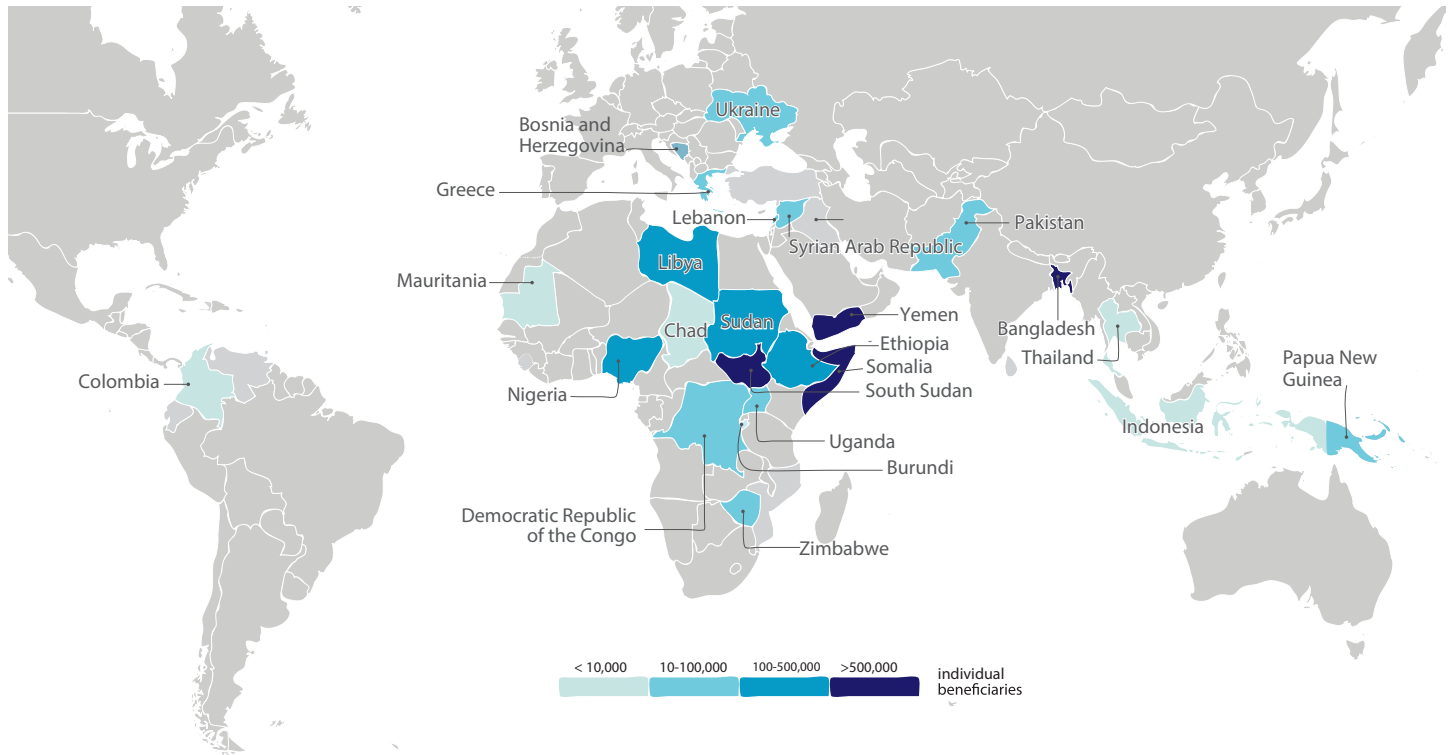
- tracking internal displacement through mobility tracking component; and
- monitoring mixed migration flows through flow monitoring component.

DTM's mobility tracking component was implemented in different forms. Bimonthly displacement tracking at site level was conducted across the country. This encompassed 6 rounds covering 1,083 sites across 10 regions, capturing data on 2,332,936 IDPs.

DTM Emergency Tracking Tool (ETT) resulted in 32 reports covering 326 spontaneous displacement incidents across the country, capturing data on 748,222 IDPs (included in the sum captured through the bimonthly displacement tracking).

In addition, DTM implemented a shortened version of the bimonthly tracking called the rapid response assessment (RRA). This version, designed to be executed on a monthly basis to meet the needs of the humanitarian community in emergency contexts. The tool was rolled out in response to the sudden onset, large scale displacement in Gedeo zone of the Southern Nations, Nationalities and Peoples Region and West Guji zone of Oromia region. The RRA comprised 4 rounds covering 262 sites in Gedeo and West Guji, capturing data on 560,293 IDPs. Given the importance of Ethiopia as a source, transit and destination country for migrants within the horn of Africa, DTM Ethiopia engaged the flow monitoring component of the global methodology to monitor mixed migration flows through five flow monitoring points in the country.

# WATER, SANITATION AND HYGIENE



Overview of the countries where IOM had WASH operations in 2018.

In 2018, IOM had WASH operations in

**23**  
countries

assisting an estimated

**5.6m**  
individuals

 **2 million**  
individuals assisted with safe water

 **1 million**  
individuals served with sanitation services

 **599,000**  
individuals assisted with access to latrines

 **2,7 million**  
individuals served with hygiene promotion

In 2018, IOM achieved a high point in the provision of WASH services, reaching the highest number of beneficiaries in its history, and also occupying the third position in the list of largest WASH emergency funding recipients according to the OCHA's Financial Tracking Service (FTS).<sup>1</sup>

IOM strengthened its partnerships and coordination with other WASH agencies and sector relevant forums. In 2018, IOM became a member of the Global WASH Cluster, UNWater and the Interagency WASH group. Through the year, 5,6 million of people in 23 countries were supported with WASH services: an increase in beneficiaries reached of 25 per cent compared with 2017 and 33 per cent with 2016.<sup>2</sup> In addition, IOM WASH programmes worldwide received a total funding of USD 69 million, 15 per cent more than 2017.

<sup>1</sup>Source: OCHA Financial Tracking Service. <http://fts.unocha.org>

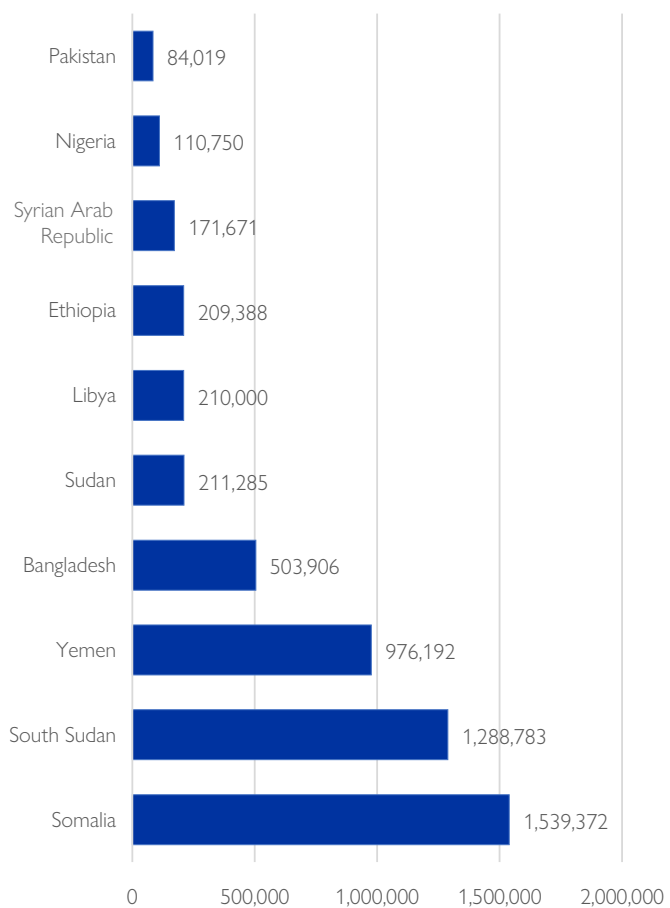
<sup>2</sup>Source: IOM Institutional Questionnaire 2017 and 2018.

<sup>3</sup>Individual beneficiaries are estimated based on average household size by country.



An IOM staff and community member visit a rehabilitated water source, Lahj, Yemen. © IOM 2018

### Individuals assisted by country



### Growth of IOM WASH operations



### YEMEN. REHABILITATION OF WATER NETWORKS

In 2018, 1,051,157 of the IDPs and conflict-affected population have benefitted from IOM Yemen WASH activities in each of Amanat Al Asimah, Amran, Ibb, Sana'a, Taizz, Hajjah, Al Jawf, Al Mahwit, Dhamar, Shabwah, Abyan, Al Dhale'e, Lahj, and Al Maharah. 35,650 individuals received hygiene kits and they were also supported with hygiene awareness campaigns.

IDPs and conflict affected communities were supported through basic rehabilitation of water networks. Rehabilitation works included the replacement of old pipes, connectors, faucets, and the provision of new pump units and solar pumps.

IOM installed of 940 solar panels in Amanat Al Asimah and Sana'a Governorates in Yemen, generating 305KW electricity, providing 834,000 litres of water every day by pumping water for 7 hours from three different wells, benefiting 55,000 people. In addition to the benefits of having more reliable and affordable water, this initiative has helped to save an estimated 162,000 liters of diesel.

# WATER, SANITATION AND HYGIENE

## STEERING COMMITTEE

Established in 2018 as the principal instrument to define and review strategic priorities and recommend avenues to strengthen IOM WASH globally.

It provides a forum for staff members of IOM from different sectors, region and qualifications, with a major role in WASH programming, to discuss and decide on priority aspects that will impact the trajectory of the WASH sector within IOM.



Annual meeting of the IOM Global WASH Steering Committee, Cox's Bazar, Bangladesh. © IOM 2018

## SAFE WATER SUPPLY AND SOLAR ENERGY

In 2018, for a third consecutive year, IOM managed and implemented the Global Solar and Water Initiative (GLOSWI), which aim to mainstream the use of solar energy solutions in WASH programmes. A total of 93 WASH organizations were reached at the end of 2018 in over 40 different countries, either through direct trainings, the online helpline, field visits or sessions held at Regional and Global events. Additionally, IOM articulated the inclusion of solar energy solutions in the new Sphere manual and was instrumental in the setting up of the first Solar Water Pumping course in the East African region, at the Energy research center of the Strathmore University in Nairobi, a resource that is becoming a reference among relief partners, academia and private sector companies willing to learn and improve their skills in the use of such technology.

As a result of the work developed since 2016, new funding was approved to extend GLOSWI to mid 2020, highlighting IOM's role as a technical partner in WASH and Green Energy issues at global level.

### BANGLADESH. SUSTAINABLE SOLUTIONS

In 2018, IOM Bangladesh WASH Unit continued its response to the massive influx of Rohingya refugees providing water supply, sanitation infrastructure and hygiene services, through direct implementation and implementing partnerships, to over 829,521 refugees and host communities. As well, IOM sustained its role as Area Focal Agency, coordinating WASH services across 12 camps covering about 300,000 refugees (plus host community). The WASH Programme focused on maintaining and improving emergency standards through sustainable solutions, slowly shifting to address longer-term needs.

This included the installation of 430 deep tube wells, the construction of 45 blocks of three cubicle communal latrines, over 660 twin-pit latrines, 1200 household latrines and 1116 units of bathing sheds. 38 fecal sludge management (FSM) facilities were also built, along with the development of a flexible DEWATs (decentralized wastewater treatment systems), which will require almost zero inputs or maintenance, and which is now being rolled-out in multiple locations. The new borehole, ongoing construction of a fully solar-powered water supply network, will serve 30,000 people through over 100 connected water points. Hygiene promotion and community mobilization were also a key focus: through NGO partners, the WASH Programme was able to reach beneficiaries in all 12 camps and host communities with key messaging and hygiene materials, and 67 WASH committees formed and developed 134 tube-well caretakers with training and tool-kits in charge of repairing and maintenance of WASH facilities increasing the long-term sustainability of the intervention.



The biggest solar-powered water supply system of the Rohingya crisis, installed in Camp 12, Cox's Bazar, Bangladesh. © IOM 2018





Beneficiaries gain access to clean and safe water, Somalia. © IOM 2018

## SOMALIA. CAPACITY-BUILDING

In 2018, IOM Somalia's WASH unit provided temporary access to clean, safe water to 97,800 beneficiaries through 598 million liters of water. Sustained access to clean, safe water was also provided to 483,500 beneficiaries through 6,847 million liters of water from sustainable water supply systems. The WASH unit, together with CCCM unit and Recovery and Durable Solutions (RDS) Division, is in process of developing a relocation site in Baidoa where 400 household latrines are being built and solar technology is used to design and construct solar streetlights as well as a solar-powered borehole.

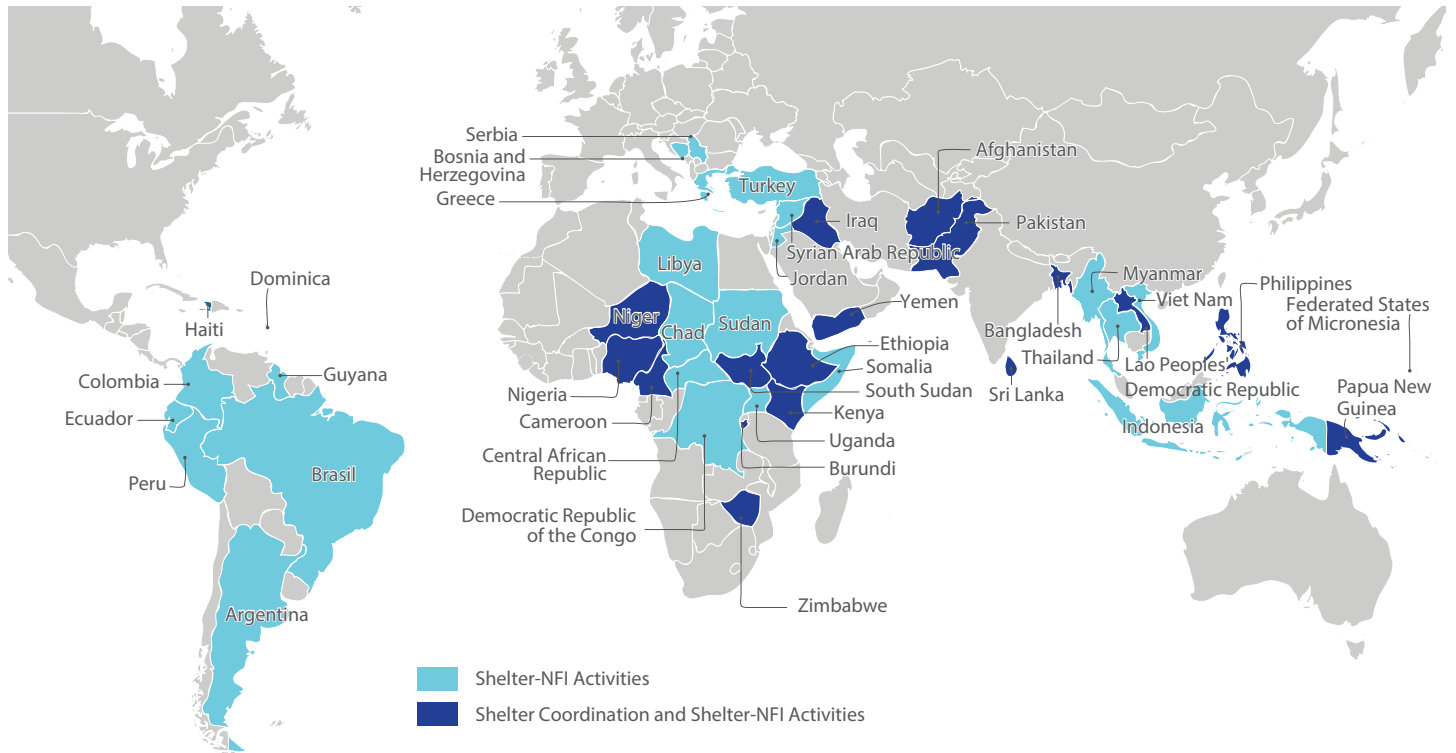
The WASH team is also deeply committed to community capacity-building: IOM Somalia has trained 220 community hygiene promoters using Participatory Hygiene and Sanitation Transformation (PHAST) methodology, as well as conduct mass community mobilization and sensitization campaigns, and health promotion packages. 140 hygiene and sanitation volunteers and committee members, in addition to the 150 Water User's Committees, have also been trained on the repair and maintenance of water and sanitation facilities. In addition, the capacity of government counterparts was strengthened through technical training and the construction and rehabilitation of the Ministry of Water building in regional states. In coordination with the Global Solar and Water initiative, IOM Somalia also trained 28 water technicians from the government, implementing partners and within IOM.

## ETHIOPIA. LARGE-SCALE INTERVENTIONS

IOM Ethiopia launched its WASH programme in 2018 to assist disaster-affected populations across the country. In its inaugural year, IOM WASH programming reached approximately 200,000 beneficiaries in the three regions of Somali, SNNPR and Oromia. Key donor contributions came from US-OFDA, ECHO, Germany, and the Ethiopian Humanitarian Fund (EHF). In 2018 IOM became an active participant in the Global WASH Cluster and was a leading agency for emergency WASH responses in the Gedeo and West Guji zone displacement crisis. The team also participated in WASH humanitarian coordination mechanisms such as the Strategic Advisory Group (SAG) and Technical Working Groups (TWGs).

IOM's first WASH intervention aimed to support IDPs displaced by years of drought: services included construction of communal sanitation facilities for informal settlements along with hygiene promotion and the formation of sanitation committees to ensure proper care and maintenance of latrines. The program was coupled with distribution of hygiene kits, with the regular inclusion of menstrual hygiene management (MHM) components. IOM then supported IDPs in Dawa zone with a modified version of Community Lead Total Sanitation (CLTS) suitable for emergency responses, before expanding rapidly into Gedeo and West Guji zones. IOM's response in Gedeo and West Guji solidified the program's growth, as the team was among the first humanitarian agencies to provide with large-scale emergency WASH interventions for tens of thousands of displaced people.

# SHELTER AND NFI



In 2018, IOM had Shelter and NFI operations in

**44**  
countries

assisting an estimated

**4.1** m  
individuals



**672,423**

Total Households assisted



**25,288**

Newly constructed shelters\*



**84,897**

Shelter repairs and upgrades



**88,355**

Households assisted with cash transfers



**67,316**

Individuals who received shelter trainings



**460,364**

Households reached with non-food items (including both household and shelter items)\*

\* In many locations shelter materials were provided but projects did not track shelters constructed.

IOM has played a major role in humanitarian shelter operations for many decades. IOM’s unique position as an intergovernmental organization allows it to work at scale, annually accounting for approximately a third of people assisted within formally activated shelter/NFI clusters globally in both natural disasters and conflict/complex contexts.

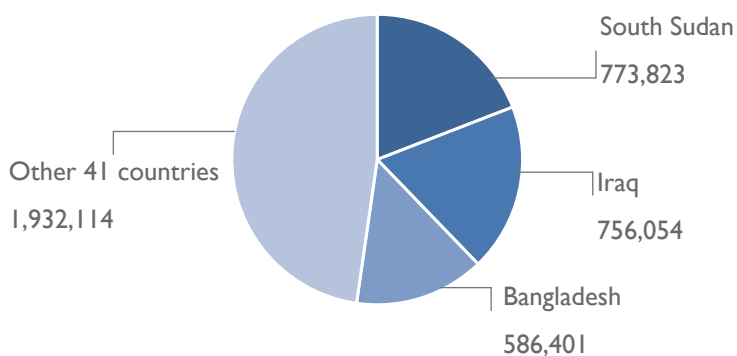
IOM works in both operations and coordination, and plays a strong role working with partners in support of national authorities. IOM’s overall objectives in shelter and settlements are:

- to focus on quality and scale of operations;
- to be people-centred and context-driven;
- to continue supporting inter-agency shelter coordination;
- to support sectoral learning and identification of best practices; and
- to maintain a long-term view in its responses.



IOM distributes shelter materials and blankets to displaced people in TVET site, Gedeb, Gedeo Zone, Ethiopia. © IOM 2018

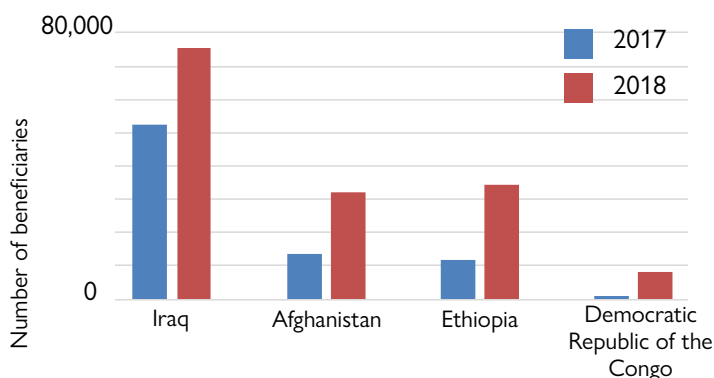
### Individuals assisted by country



Over half of IOM’s shelter and NFI support reached populations affected by the South Sudan crisis, the Iraq conflict and the Rohingya refugee crisis in Bangladesh.

An additional 30 per cent of the total people reached were in Ethiopia, Afghanistan, the Syrian Arab Republic, Nigeria and Sudan.

### Responses scale-up



### ETHIOPIA. LIFE-SAVING ASSISTANCE

In 2018, IOM supported over 17,700 households (approximately 97,350 individuals) with shelter and NFI kits. Standard kits include but are not limited to sleeping mats, tarpaulins, mosquito nets, cooking and kitchen utensils and water containers.

Distribution of these life-saving items was carried out by IOM’s Shelter and NFI field teams as well as partner agencies. Additionally, more than 5,600 households (about 29%) were given cash support. This empowered recipients to choose and buy the most important items for their family from the local market while supporting the economies of local communities.

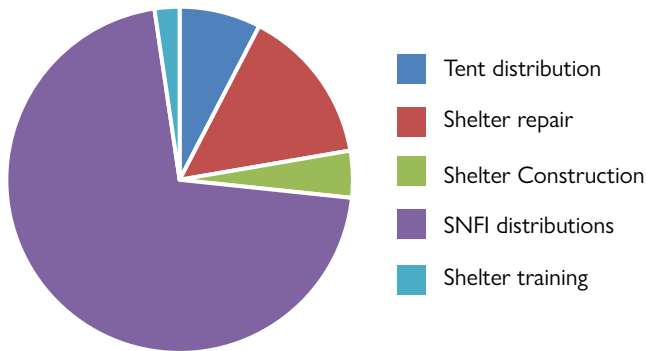
Through its shelter programme, IOM continued to construct emergency and communal shelters for crisis-affected IDPs and host communities. It also conducted transition and recovery activities in IDP and refugee sites, which include resilient shelter construction and distribution of shelter repair kits.

Assistance through shelter repair, rehabilitation and recovery for affected communities is essential to ensure lasting and peaceful development, and supports the nexus between the emergency and recovery phases of the response. Shelter interventions were also coupled with Housing, Land, and Property (HLP) awareness activities.

Notably, IOM’s shelter and NFI responses in Ethiopia, Afghanistan, Iraq and the Democratic Republic of the Congo were significantly scaled up in 2018.

# SHELTER AND NFI

## Breakdown of Shelter and NFI activities



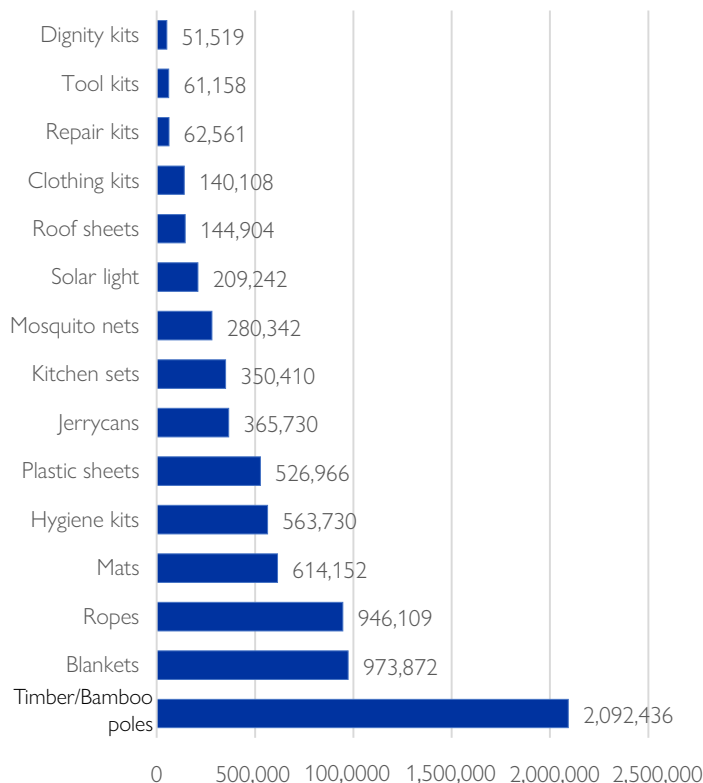
While different modalities of assistance were used, more than half was delivered through in-kind distributions of shelter-related and household items. Other relevant assistance modalities included:

- shelter repair and upgrade;
- cash-based interventions for shelter;
- labour support; and
- shelter training.

In 2018, 10 per cent of households were assisted with tents and shelter construction.

From surveyed beneficiaries, 80 per cent or more reported that the assistance contributed to achieving improved shelter outcomes, and 80 per cent or more of the surveyed beneficiaries reported that the NFI assistance was appropriate.


### SNFI distribution number of items distributed



## SHELTER CLUSTER

Out of the 4.1 million people assisted by IOM in 2018, about three million people were reached in contexts where a shelter and NFI cluster was formally activated, accounting for nearly 30 per cent of the overall number of people assisted within formally activated shelter and NFI clusters globally.

IOM is an active member of the Global Shelter Cluster (GSC), Strategic Advisory Group and leads or co-leads working groups on Shelter Projects and disability inclusion and consolidating learnings. IOM also hosts the GSC Housing, Land and Property advisor.



IOM led the compilation of the GSC flagship project on learning from past responses, leading to the publication of Shelter Projects 2017-2018 edition, accompanied by workshops. This series of documents contains 250 case studies with nearly 500 contributors from over 60 cluster agencies. ([www.shelterprojects.org](http://www.shelterprojects.org))

## IRAQ. RECONSTRUCTING HOMES TO CATALYSE RETURN AND RECOVERY

Destroyed housing remains a critical gap in the efforts to promote returns and recovery in liberated areas of Iraq. During the ISIL conflict, more than 140,000 homes were destroyed. As a result, there are more than 1.8 million IDPs and 4 million returnees who are facing immense challenges to achieve durable solutions to their displacement.

The city of Mosul, Iraq's second largest urban centre, suffered the most from the conflict, with thousands of homes, businesses, public buildings, and other critical infrastructure either damaged or destroyed.

As housing is a critical factor to allow families to return home in Mosul, IOM developed a comprehensive strategy to address this issue. The strategy presents a detailed approach for filling the Category 4 housing gap in key geographical areas around the country—along with other area-based programming—and it has been developed alongside the first-of-its-kind housing reconstruction pilot project in Mosul.

In 2019, IOM will scale up the strategy to four heavily-affected neighbourhoods of West Mosul, aiming to provide durable housing solutions for returnees, address protracted displacement from West Mosul, catalyse local economic recovery, and safely eliminate post-conflict debris and the risk of explosive remnants of war.



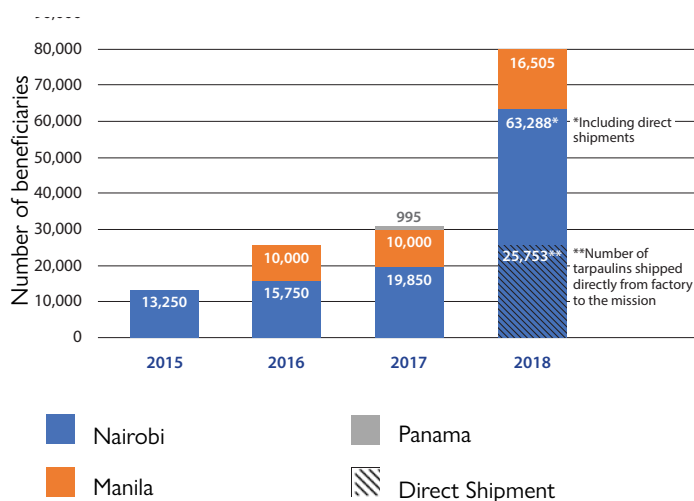
Distribution of NFIs to displaced families that have arrived to Maiduguri following an increase in hostilities between non-state armed groups and the Nigerian forces, Maiduguri, Nigeria. © IOM 2019

## GLOBAL PREPOSITIONING SET-UP

The establishment of prepositioned Global Stocks enables IOM to respond more rapidly to crises and requests of stocks. It also allows tighter control of quality and increases cost effectiveness. In 2018, 69 per cent more than in 2017 was shipped from global stocks; 81 per cent more than 2016 and 153 per cent more than 2015.

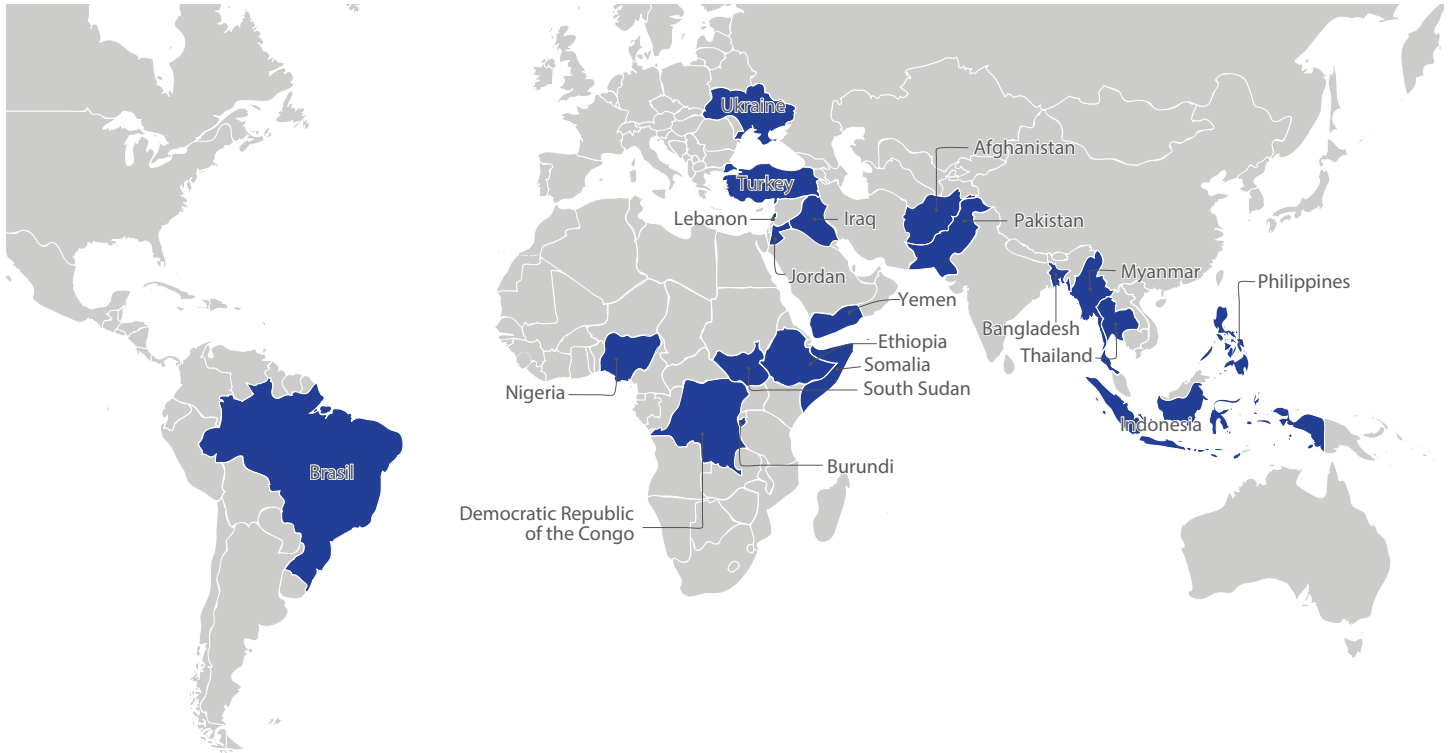
Systems are being developed and refined to manage global stocks releases and replenishment. A global network of Quality Control (QC) centres are also being established to test and ensure specification of aid items. These are tightly coordinated with the inter-agency Quality, Social and Environmental (QSE) working group.

## Release of tarpaulins from 2015-2018



Regional stock movement summary (2015 – July 2018)				
Year	Global warehouse used	Times stock was transported	Volume transported	Shipment to
2015	Nairobi	5	520 m <sup>3</sup>	Malawi and Yemen
2016	Manila and Nairobi	5	727 m <sup>3</sup>	Fiji, Yemen, Burundi, Democratic Republic of the Congo and United Republic of Tanzania
2017	Manila, Nairobi and Panama	8	777 m <sup>3</sup>	Bangladesh, Nepal, United Republic of Tanzania, Ethiopia, Sint Maarten
2018	Manila and Nairobi	18	1,410 m <sup>3</sup>	Bangladesh, Papua New Guinea, Nigeria, Philippines, Ethiopia, Democratic Republic of the Congo

# CASH-BASED INTERVENTIONS



Overview of the countries where IOM provided CBI support in 2018.

## In 2018, IOM provided support through CBI in



assisting an estimated



IOM continued to expand and systematize its use of CBI to empower beneficiaries and strengthen the resilience of crisis-affected communities.

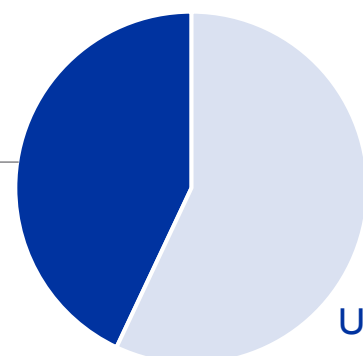
In crisis-response contexts, IOM provided support through CBI in 19 countries, reaching over 700,000 beneficiaries, a 75 per cent increase from 2017. In terms of total beneficiaries, the largest programmes took place in Bangladesh, South Sudan, Turkey and Yemen.



Beneficiaries from Tuguegarao receiving cash assistance and shelter repair kits from IOM, Philippines. © IOM 2018

### Type of CBI

Restricted  
43%

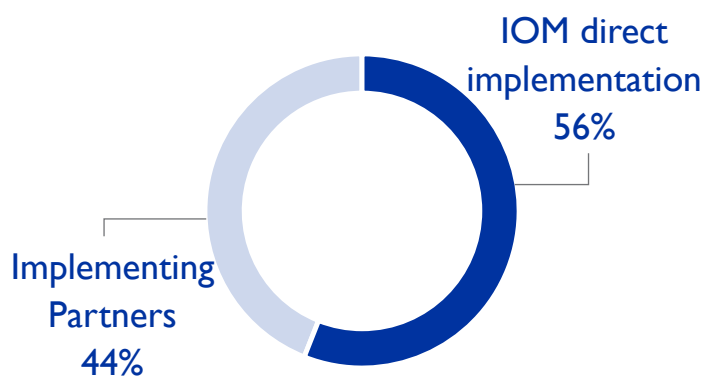


Unrestricted  
57%

## CBI STRATEGY

To this end, IOM drafted a cash-based interventions strategy, including a comprehensive work-plan for the institutionalization of the modality and guiding principles outlining how the Organization takes into account cross-cutting issues when implementing cash-based interventions. In addition, IOM produced cash distribution guidelines, with specific focus on mitigating the risks of gender-based violence, and organized a global workshop for field staff aimed at reviewing and improving IOM’s financial and administrative systems in relation to cash-based interventions.

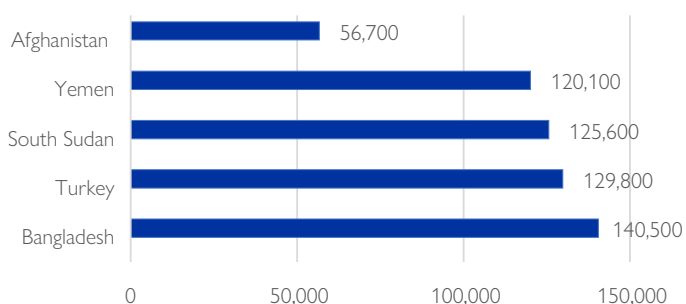
### Implementation Mechanism



## BENEFICIARIES

In terms of total beneficiaries, the largest programmes took place in Bangladesh with unrestricted cash grants for site management and development (cash-for-work) . In Turkey, the modalities were restricted cash-grants for household NFIs and winterization items through e-vouchers, South Sudan, also with restricted cash grants for NFIs through paper-vouchers and unrestricted cash grants for NFI and shelter construction (cash-for-work) and Yemen with multi-purpose Cash Assistance.

### Individuals assisted by country




## IRAQ. NEW BENEFICIARY MANAGEMENT SYSTEM

As part of a 2017 programme evaluation report, a key recommendation was for IOM Iraq to invest and diversify into cash-based interventions (CBI) for future programming; It is preferred by beneficiaries, operationally efficient and yields higher levels of satisfaction and project performance outcomes. During 2018, IOM Iraq introduced and setup a digitalized beneficiary management system with cash modality options. The system provided controls and features that ensure data quality; beneficiary biometric identification and verification; online and offline capabilities, detection of duplication of assistance and multiple approvals before final beneficiary selection.

During 2018, the livelihoods programme fully transitioned to using cash modality using electronic smart cards. Taking place within 6 months in 45 communities covering 15 governorates with a total caseload of 2008 small local businesses funded at over 2.8 million US dollars. An average of 1,500 US dollars was digitally transferred to selected local businesses owners, empowering them to prioritize and purchase their actual needs according to business plans to ensure businesses stayed relevant, competitive and sustainable while contributing to the recovery of the local Iraqi economy.

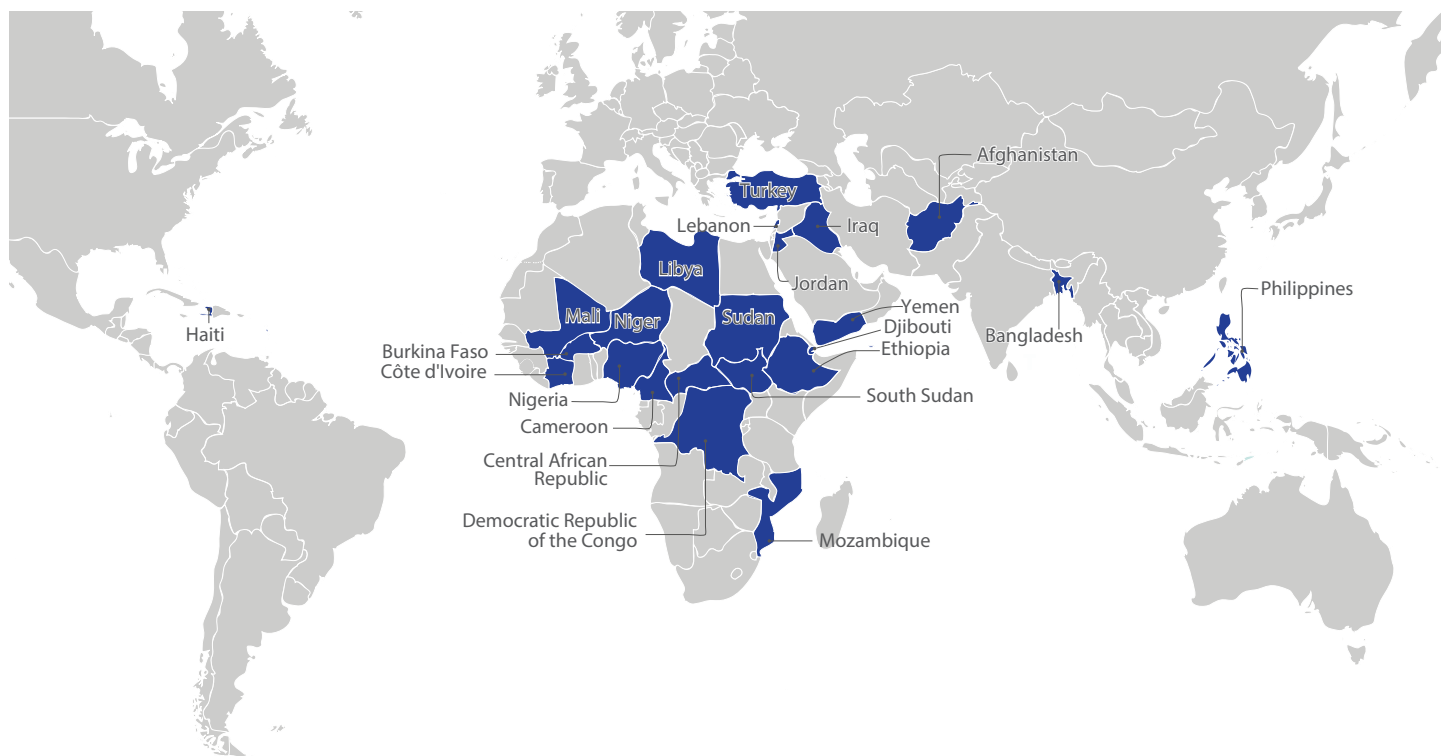
CBI programming progressively expanded into additional sectoral programming in Iraq. Successfully piloting an emergency NFI winterization project with a caseload of 200 households valued at 50,000 US dollars in the newly liberated areas of Mosul city.

In achieving this successful rapid scalable transition, capacity-building of over 350 field level staff was conducted on fundamental theories of CBI and changes to the operational implementation model. Across Iraq, over 600 vendors were assessed and over 250 vendors were contracted.



Prepaid cards are used by beneficiaries to purchase winter items in local markets, Gaziantep, Turkey. © IOM 2018

# PROTECTION



Overview of the countries where IOM had projects with Protection component in 2018.

The overall approach of IOM is to mainstream protection across operations. Over the course of 2018, 61 offices had activities that mainstreamed protection in their work providing crisis response during 2018, and as a result many protection activities are reflected in other sections of this report. To support this mainstreaming, IOM launched a talent pool comprised of 290 individuals available to be deployed as protection officers across IOM missions.

Throughout 2018, IOM strengthened its protection response by improving links with different actors, and by promoting understanding of protection, training a total of 697 individuals across all programmes, including external partners and IOM staff members.

Consistently with its growing role in all major humanitarian responses involving forced migration, IOM is increasingly focusing on ensuring that its protection response is of quality, fit for purpose and counting on the required expertise and skill-set. Against this backdrop, in November 2018, a strategic planning meeting on Protection was conducted with participation from missions involved in IOM's humanitarian response.

In North-east Nigeria and Bangladesh, trainings supporting the missions with capacity-building of local staff working in various sectors including CCCM, DTM, Shelter and NFI, and health reached 155 IOM staff.



Children with and without disabilities celebrate together the International Day of Persons with Disabilities, Cox's Bazar, Bangladesh. © IOM 2018



## COORDINATION

IOM is a core member of the Global Protection Cluster (GPC)-taking active part in Areas of Responsibility (AoRs) and in a number of Task Forces (TF).

In 2018, IOM was:

- Co-lead of the GPC Task Team on Anti-Trafficking in Humanitarian Action;
- Re-elected as the leading agency of the Inter-Agency Task Force on Unaccompanied and Separated Children (IATF UASC) until 2020;
- Member of the Gender Based Violence Area of Responsibility (GBVAoR), of the Child Protection Area of Responsibility (CPAoR) Strategic Advisory Group and of Steering Committee of the Alliance for Child Protection in Humanitarian Action (Alliance CPHA);
- Part of the Child Labour, the Case Management, and the Protection Mainstreaming Taskforces;
- Member of the Inter-Agency Standing Committee Task Team on Inclusion of Persons with Disabilities in Humanitarian Action.

## COUNTER TRAFFICKING

### IN CRISIS SETTINGS

Human trafficking is human rights' violation that happens even in humanitarian settings; therefore, it is a protection issue that must be addressed concurrently with gender based violence, child protection, and other such serious issues.

In 2018, internal capacity was strengthened through a series of webinars for protection and DTM focal points to better understand and adapt a CT approach in crises. Technical support was extended to IOM CT officers working in emergency operations to identify and assist victims of trafficking and mitigate the risks of trafficking, and new customized tools were developed and disseminated (<https://emergencymanual.iom.int>).

IOM continued to work with UN agencies, the donor community, and NGOs to bring attention to the issue of human trafficking in crisis contexts. As the co-lead of the GPC Task Team on Anti-Trafficking in Humanitarian Action, IOM held webinars and outreach sessions for the GPC network, including the Gender Based Violence and Child Protection Areas of Responsibility (GBVAoR and CPAoR) with the aim of integrating CT activities in humanitarian programming and coordination.

## CHILD PROTECTION

In 2018 IOM was Chair of the Inter-Agency Task Force on Unaccompanied and Separated Children (IATF UASC). In this role, IOM continued to lead inter-agency efforts for the development of the field handbook and the toolkit on UASC. IOM has also actively participated in efforts to re map Child Protection Minimum Standards (CPMS) inter-agency guidelines and remained an active member of the inter-Agency Task Force on Child Labour that is elaborating reference guidance to which the Organization contributes with its niche expertise on combating trafficking and exploitation.

Over the course of 2018 IOM trained and sensitized 75 partners, consulate authorities and community leaders on child rights, child protection and best interests of the child procedure, in Mauritania, Libya and Tunisia. IOM also contributed to inter-agency collaboration by formulating joint SOPs (Standard Operating Procedures), joint referrals, counselling and assessment forms.

Finally, since 2017, UNICEF and IOM jointly launched the DTM for Children on The Move project, which aims to improve the evidence-base of needs and risks faced by children in situations of forced displacement or migration to facilitate timely and informed child protection and education in humanitarian response.



IOM has engaged in translating the publications and developing a training package on the UASC field handbook and toolkit, and held a test pilot of the training with 26 child protection practitioners. Geneva, 2018.


### Statelessness

In 2018, IOM joined the Inter-Agency Working Group on Statelessness. Working with partners, IOM commissioned a research project to look into the challenges related to access to citizenship and documentation for nomadic groups, specifically, the Bedouins in the Middle East and North Africa (MENA) region, the Moken in Asia, and the Fulani groups in the Sahel. The project identifies solutions to issues of statelessness and documentation facing nomadic populations.

## GENDER-BASED VIOLENCE IN EMERGENCIES

Since 2014, IOM has been developing innovative, operational, context-adaptable tools and approaches to mainstream Gender-based Violence (GBV) risk mitigation and prevention in emergencies across including CCCM, Shelter and NFI, as DTM.

As a leading agency on mainstreaming initiatives and a major partner under the Safe from the Start Initiative, IOM continued to produce technical guidance on mainstreaming GBV for the Global Shelter Cluster and the CCCM Cluster.



In 2018, IOM notably issued a revised version of Site Planning and GBV risk mitigation booklet, developed new guidance on Distribution of Shelter material NFI and Cash, and issued a video on how to respond to a disclosure of a GBV incident for the Global Shelter Cluster.


IOM launched an on-line platform on Women in Displacement in 2018 to support the development of a community of practice on initiatives to strengthen the participation and support the empowerment of women and girls affected by forced displacement, building on the Women's Participation project implemented with the Women's Refugee Commission in collaboration with the Global CCCM cluster.

IOM also continued hosting a Training Specialist on behalf of the IASC GBV Guidelines Reference Group. In 2018, IOM started hosting the GBV area of responsibility (AoR) Information manager and supported the deployment of two GBV AoR Regional Emergency GBV Advisors through NORCAP. Building on efforts undertaken in the previous years, IOM is now integrating Protection and GBV risk indicators in 75 per cent of its DTM operations worldwide.



IOM Supported a greater participation and the economic empowerment of women and girls living in South Sudan. © IOM 2018

### IOM GENDER-BASED VIOLENCE IN CRISES INSTITUTIONAL FRAMEWORK



In September 2018, IOM reached a major step in the institutionalization of actions to address GBV across IOM's emergency programming. IOM launched its first GBV in Crises (GBViC) Institutional Framework, which articulates why and how IOM tackles GBV in crises and defines IOM's vision and scope of action. The Framework contains

an operational model outlining three institutional approaches: mitigating risks; supporting survivors; and addressing root causes.

In 2018 IOM Headquarter conducted 19 training and workshops for 627 staff, partners and authorities from 72 countries that integrated components on GBV. IOM Headquarter teams organized 60 deployments that integrated support on GBV mainstreaming and response, including 29 deployments to 7 countries facing active emergencies. IOM also continued hosting a Training Specialist on behalf of the IASC GBV Guidelines Reference Group.

In 2018, IOM started hosting the GBV AoR Information manager and supported the deployment of two GBV AoR Regional Emergency GBV Advisors. Building on efforts undertaken in the previous years, IOM is now integrating Protection and GBV risk indicators in 75% of its DTM operations worldwide.

Major emergency operations including Bangladesh, Nigeria, South Sudan implemented dedicated programming to address GBV, combining mainstreaming activities to reduce risks and specialized GBV programming to support survivors.

### MAINSTREAMING GBV IN SOUTH SUDAN

In South Sudan, IOM implemented various projects to enhance the participation of women and girls and address GBV risks in displacement sites. Among them, a Community-led fuel-efficient stove construction project was implemented in Bentiu Protection of Civilians site. As a result of the project, 11,180 fuel-efficient stoves were made. This reduced the frequency of fire wood collection outside the PoC, decreased risks of serious cooking-related fire incidents, and the saved time on cooking, enable people to engage in other activities.

IOM South Sudan is also implementing a multi-year WASH/GBV project. Activities implemented under this project include trainings for staff to foster behavior change, as well as specific activities targeting women such as the set-up of female pump mechanics team in the community.

# PROTECTION

## DISABILITY INCLUSION

Recognizing that persons with disabilities (PwDs) are disproportionately affected in humanitarian emergencies and face multiple barriers in accessing protection and humanitarian assistance, IOM continued working on strengthening its approach to foster their inclusion.

In 2018, IOM attended the first Global Disability Summit and signed up to the Summit's Charter for Change putting forward several commitments. IOM also continued actively working with the Inter-Agency Standing Committee Task Team on Inclusion of Persons with Disabilities in Humanitarian Action supporting the drafting of Guidelines on Inclusion of PwDs.



Elderly woman interviewed during AAP centred rapid monitoring, South Sudan.  
© IOM 2018 / Rikka TUPAZ

## BANGLADESH. DISABILITY INCLUSION

In line with its global commitments, IOM works with Organizations of Persons with Disabilities (OPDs) in its efforts to foster disability inclusion. In Bangladesh, IOM works with a local OPD called Centre for Disability in Development (CDD). Through this partnership, IOM aims at collaborating with local OPDs to reduce barriers faced by persons with disabilities.

On 3 December 2018, International Day of Persons with Disabilities, IOM and CDD conducted activities targeting all children with or without disabilities living in camps in Cox's Bazar. A non-competitive drawing activity took place and final artworks were displayed at an exhibition. This was followed by an awareness session on empowering persons with disabilities and ensuring inclusiveness and equality.

## ACCOUNTABILITY

## TO AFFECTED POPULATIONS

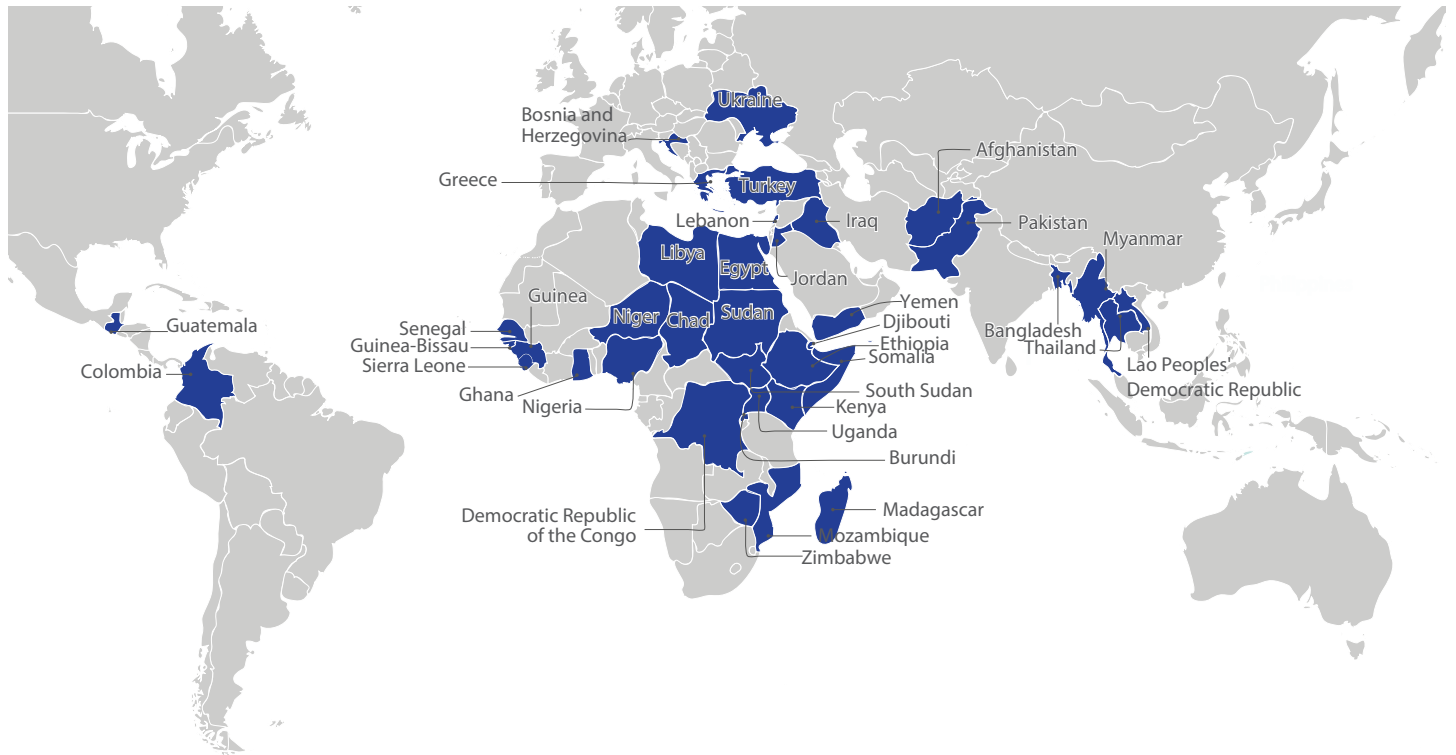
Consistent with the Inter-Agency Standing Committee (IASC) commitments to Accountability to Affected Populations (AAP) and IOM's commitments to the Grand Bargain in humanitarian financing, the AAP Framework – adopted in 2017– was piloted in three fragile contexts: Turkey for the whole-of-Syria operations, South Sudan, and North-east Nigeria to support IOM missions in improving accountability mechanisms. Over 100 IOM staff across the organization were trained on basic AAP approaches to enhance beneficiary and local stakeholder engagement in decision-making processes. Increased awareness and technical consultations on AAP framework also resulted in an improved integration of AAP principles in country strategies and humanitarian programming.

IOM continues the good practice in sharing relevant information about the organization and its assistance programmes to diverse groups of people using multiple communication channels. Beneficiaries are consulted at various stages of the programme cycle, with regular consultations occurring during implementation and monitoring. In L3 operations, innovative approaches were implemented in challenging remote management contexts such as the case in Turkey where IOM harnessed technology in its post-distribution monitoring to receive feedback from the assisted people of northern Syrian Arab Republic. In Nigeria, IOM piloted video recording facilities in displacement camp sites to receive complaints and feedback from a more diverse and multi-lingual group of affected communities.

Furthermore, IOM contributes to common efforts for collective accountability of humanitarian actors by actively participating in inter-agency initiatives at country level and headquarters. This includes technical and coordination support provided to the IASC Results Group 2, common services for community engagement in large-scale response, AAP networks, and working groups at field level.

In line with IOM's internal guidance note, in Central African Republic, community dialogues were held allowing beneficiaries to participate in the selection of distribution sites. In Bangladesh, information hubs were set up to provide comprehensive information about available services to ensure meaningful access. In Ukraine, when trainings were organized, accessibility of venues was ensured for person with disabilities. In Iraq, IOM promoted an IDP call centre to receive feedback and complaints in order to make required changes in programming.

# HEALTH RESPONSE TO CRISIS SITUATIONS



Overview of the countries where IOM implemented emergency health projects in 2018.

In 2018, IOM implemented emergency health projects in

**38**  
countries

providing  
primary  
health-care  
consultations  
to

**2.8<sub>m</sub>**  
individuals

 **341,271**  
individuals vaccinated

 **268,295**  
children under five years vaccinated

 **220,406**  
antenatal consultations provided for pregnant women

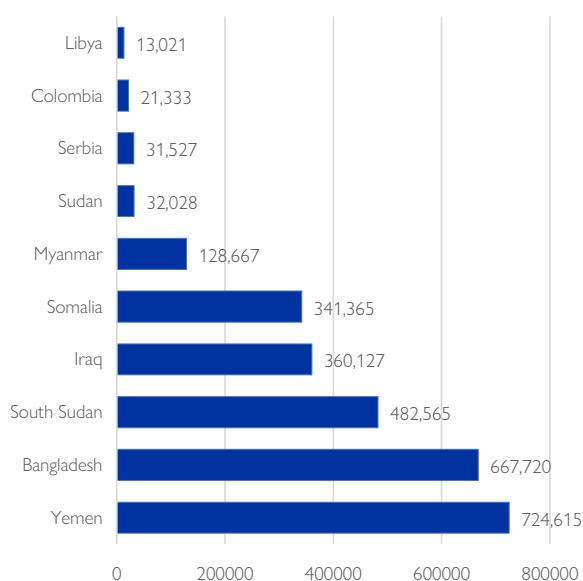
 **197,007**  
individuals received mental health and psychosocial support (MHPSS)

IOM assists crisis-affected populations, governments and host communities to strengthen and re-establish primary health-care systems. As a formal partner of the WHO, and as a member of the Strategic Advisory Group of the Inter-Agency Standing Committee's Global Health Cluster, and more recently, the Global Outbreak Alert and Response Network, IOM is increasingly a key player in responding to humanitarian and public health emergencies, as well as supporting health system recovery and resilience.

IOM's health response to humanitarian and public health emergencies aims to save lives, reduce morbidity and alleviate suffering, while upholding humanitarian principles and protecting human dignity. IOM's programming in this domain encompasses the various stages and typologies of emergencies, throughout all the phases of the mobility continuum.

IOM's health programming included provision of direct health-care services, mental health care and psychosocial support (MHPSS), as well as outbreak preparedness and response. IOM's health response in emergencies works alongside other sectors including WASH, the DTM, as well as GBV risk mitigation and response, which enables IOM's multi-sectoral approach to address the health needs of vulnerable populations.

### Number of primary health-care consultations by country



A woman learns to weave at an art workshop as part of IOM's psychosocial support and recreational activities, Nigeria. © IOM 2018

### NORTH-EAST NIGERIA. PROVISION OF MHPSS

IOM is a key partner in the provision of MHPSS in North-east Nigeria, supporting the State Ministry of Health (SMoH) as co-chair of the MHPSS Sub Working Group and providing direct psychosocial support and services to the affected population in Borno, Adamawa and Yobe States. IOM has established a multitiered psychosocial programme and has been operating both in MHPSS centres and through multidisciplinary psychosocial mobile teams mainly based in camps. The mobility of these teams, composed by Health Worker, Social Worker, Lay Counselor, Teacher and Community Resource person, has promoted continuity and quality of care in a truly challenging and unstable environment.

A total of 123 team members have provided more than 200,000 services in North-east Nigeria in the last two years. In addition, the training provided to the members of the mobile team has created preparedness in the country and has contributed to strengthening the capacity of both the host and the displaced communities to deal with future emergencies.



A woman goes through screening procedures, including observation for symptoms of illness and temperature checking, Democratic Republic of the Congo. © IOM 2018 / Alexis HUGUET

### DEMOCRATIC REPUBLIC OF THE CONGO. RESPONSE TO THE EBOLA OUTBREAK

Two Ebola outbreaks were declared in 2018 in Equateur Province (May-July 2018) and in North Kivu (August 2018-ongoing in 2019). IOM has played a key role in supporting cross-border preparedness and response, in line with the International Health Regulations (2005) and IOM's Health, Border and Mobility Management (HBMM) framework. Using an IOM DTM approach, IOM conducted Population Mobility Mapping (PMM) in affected areas to inform the government and health sector's preparedness and response.

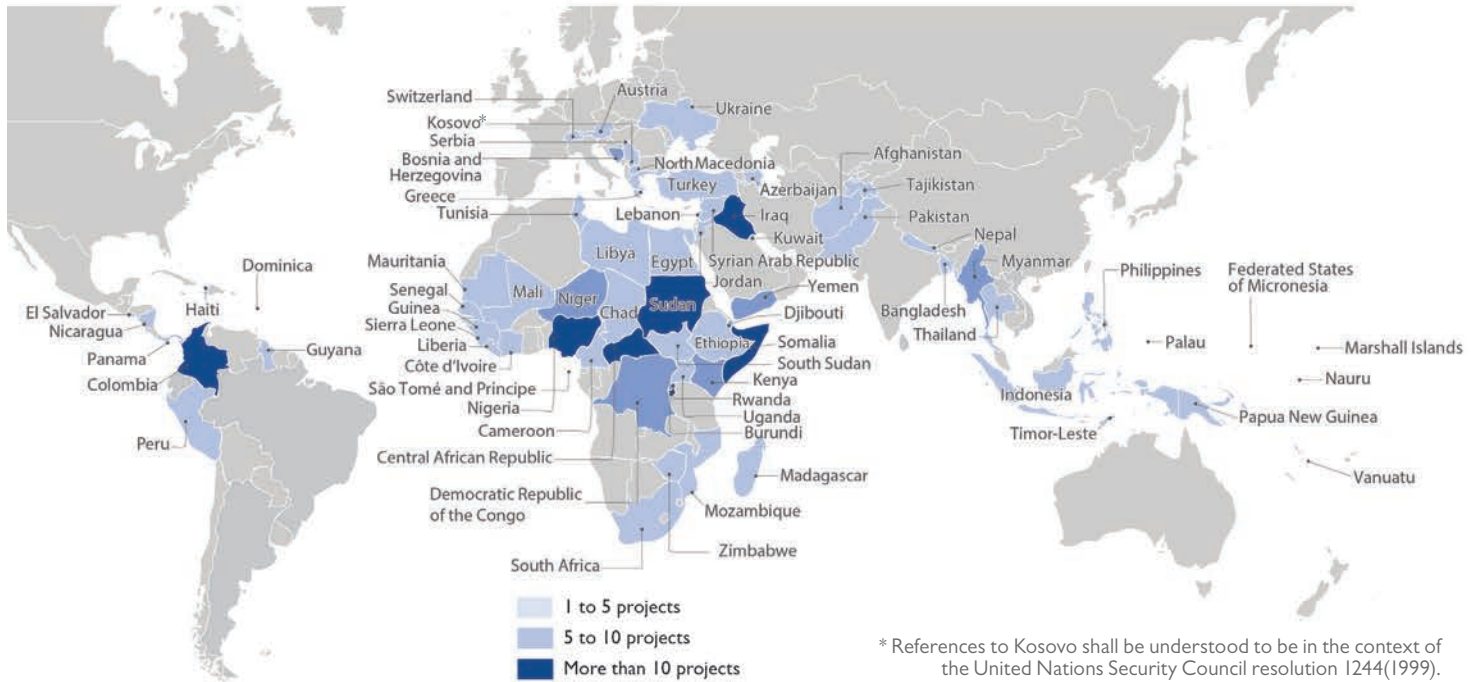
IOM also supported the establishment of Points of Control (POCs) and Points of Entry (POEs), health screening and prevention activities (risk communication, hand washing/hygiene promotion). IOM supported the screening of 25,127 travellers at 53 POEs in Equateur and of over 30 million travellers at 76 POE/POCs in North Kivu. IOM also contributed to the regional preparedness efforts in Democratic Republic of the Congo's neighbouring countries: South Sudan, Uganda and Burundi. IOM's activities included PMM, capacity-building, health screening at POEs, improvement of WASH facilities and risk communication in the countries.



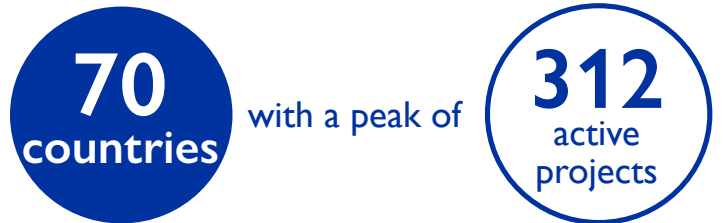
New arrivals are guided to less congested areas in Balukhali Rohingya refugee settlement after receiving shelter kits and other aid. © IOM 2018 / Olivia HEADON



# TRANSITION AND RECOVERY



In 2018, IOM had transition and recovery projects in



 **46%**  
Multi-year projects

It assesses and addresses drivers of migration and root causes of complex crises; promotes human mobility as a means to reduce vulnerability and to progressively resolve displacement situations; and invests in conflict analysis, stabilization and development-oriented solutions. TRD provides technical support and capacity-building in four work streams :

The Transition and Recovery Division (TRD) is the institutional focal point on prevention and solutions within crisis settings and fragile contexts. It applies resilience, peacebuilding and stabilization approaches to assist governments, communities and vulnerable populations to cope with the medium and longer-term mobility dimensions of crisis.





Since the beginning of 2017, IOM's transition and recovery programming has undergone a period of sustained growth. In 2018, annual global expenditure increased from USD 403.5 million to USD 496 million, the number of active projects increased from 236 to 312 across 70 countries globally, and 46 per cent of all TRD projects were multi-year funded. This reflects both IOM's growing reputation and role in crisis-related transition and recovery programming as well as current global commitments to strengthen the Humanitarian-Development-Peace Nexus (HDPN), Ending Displacement, Sustaining Peace and supporting the attainment of the Sustainable Development Goals (SDGs).



Alphabetization lessons for adults implemented by IOM as part of its initiatives for Social Cohesion. © IOM, 2017.

## 2018: STRENGTHENING IOM'S INSTITUTIONAL APPROACH

### TO THE HUMANITARIAN-DEVELOPMENT- PEACE NEXUS

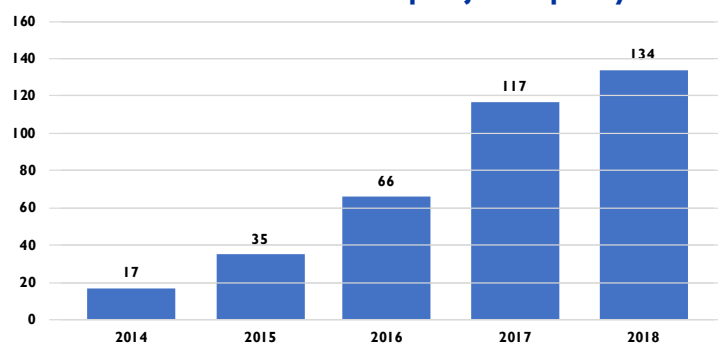
The effects of natural hazard and conflict-induced crises have grown in scale and scope globally in recent years. By the end of 2017, 68,5 million people were forcibly displaced due to climate shocks, insecurity or conflict. With growing humanitarian needs globally, the number and scale of protracted crisis and displacement is on the rise, and there is a simultaneous need to ensure progress toward the achievement of the 2030 Agenda for Sustainable Development and its 17 Sustainable Development Goals. Consequently, there was a call at the World Humanitarian Summit in 2016 for improved collaboration for improved collaboration across the HDPN and a "New Way of Working" (NWW) to reduce needs, risk, and vulnerability. IOM's transition and recovery programming support the HDPN and the Division is the institutional hub for the cross-departmental efforts to advance its implementation.

In order to advance IOM's approach to the HDPN, the Transition and Recovery and Labour Mobility and Human Development (LHD) divisions organised a workshop on the 13 and 14 November, convening staff across Departments in Headquarters as well as select regional and country offices.

This workshop explored IOM's experience and tools used to work across the humanitarian, development and peace spectrum. During the workshop, it was highlighted that IOM is uniquely placed to contribute to the operationalization of the NWW, as well as to ensure migration contributes to the development and peace outcomes of the 2030 Agenda and Sustaining Peace agenda, based on its mandate, structure, experience, tools and expertise in addressing the drivers and effects of displacement in fragile and crisis settings.

From September to December 2018, IOM has undertaken case studies in five countries to understand how to operationalize the HDP nexus more effectively at country level. This policy research has resulted in two separate reports: an internal report with recommendations for IOM, «The Humanitarian-Development-Peace Nexus: in Practice», and an external report with recommendations for the International Committee writ large, «Operationalizing the Humanitarian-Development-Peace Nexus – Lessons from Colombia, Mali, Nigeria, Somalia and Turkey».

#### Evolution of TRD new projects per year



Since 2014, there was an increase of 688% in the number of TRD projects.

# COMMUNITY STABILIZATION

129 


active projects

257 

million USD in active projects

43 

different countries receiving projects

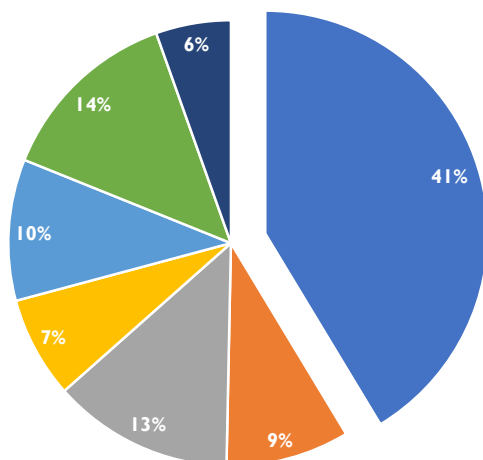
52% 

multi-year projects

In fragile and crisis contexts, populations who are forced to move, whether within or across international borders, are affected by constantly evolving social, economic, political, security and environmental factors. Without an approach that considers the complexity and singularity of each situation, vulnerable populations can suffer from the negative outcomes of a crisis, getting trapped in a cycle of vulnerability and reliance on humanitarian aid.

In response to this, IOM's stabilization and recovery programmes work to create conditions for the restoration of normal social, economic and political life, by contributing to restoration of basic rights and security, and by promoting social cohesion, functioning state governance, non-violent political processes, effective social policy, livelihoods and service delivery.

## Community Stabilization Projects represent 41% of all TRD projects



- CS - Community Stabilization Initiatives
- DS - Durable Solutions
- FC - Reintegration of Former Combats
- PE - Addressing Violent Extremism
- DR - Disaster Risk Reduction
- EM - Election Monitoring
- PB - Peacebuilding

## COLOMBIA: SUPPORT TO VICTIMS OF FORCED DISPLACEMENT AND OTHER VICTIMIZING ACTS THROUGH MOBILE UNITS

In support of the Colombian Government's strategy to address the needs of conflict victims, led by the Instituto Colombiano de Bienestar Familiar (ICBF; 2014), this project provides psychosocial, nutritional, social and reparations support to displaced persons through the deployment of 'mobile units'.

IOM's role is to provide technical and operational assistance to the ICBF to address a broad range of needs to displaced families, with particular attention to children, at risk community members or those that have experienced human rights violations. The mobile units comprise teams of four staff, with qualifications in psychology, nutrition, social works and either pedagogy, sociology or anthropology. A particular focus of the mobile teams is on providing reparations and restoring basic rights of internally displaced persons. The mobile teams apply an inclusive, whole of community approach, including indigenous families, black families, afro-descendants, Raizales, and Palenqueros and Roma Families.

In the context of global commitments to strengthen the HDPN, IOM's CS programmes, working in displacement or migration crisis contexts, are predicated on the principle that the Nexus is a distinct phase between the different phases of a crisis, providing, on one hand a step out of dependence on humanitarian aid and acute vulnerability; on the other, laying foundations for long term recovery and progress towards solving displacement situations.



An IDP returnee who has since returned home and rebuilt her Salon her business was destroyed. © IOM 2018 / Muse MOHAMMED

Community Stabilization projects account for 41 per cent of the TRD portfolio. In 2018, the number of active projects increased from 81 to 129 across 43 countries globally, with a growing presence in South America, the Middle East and North African countries. Whilst interventions are tailored to specific localized contexts, even within a given country, the core programming principles include, inter alia, restoring community level peace, security and strengthening social cohesion; improving trust and confidence in and the capacity of local administrators; participation for all in civic, political and cultural life; livelihood restoration; improved access to basic services (health, housing, education, water and sanitation); community infrastructure; transitional justice and strategic communication.

## IRAQ. COMMUNITY REVITALIZATION PROGRAM (CRP) PHASE VII

Phase VII of the Community Revitalization Program (CRP) continued to contribute to stabilization in Iraq:

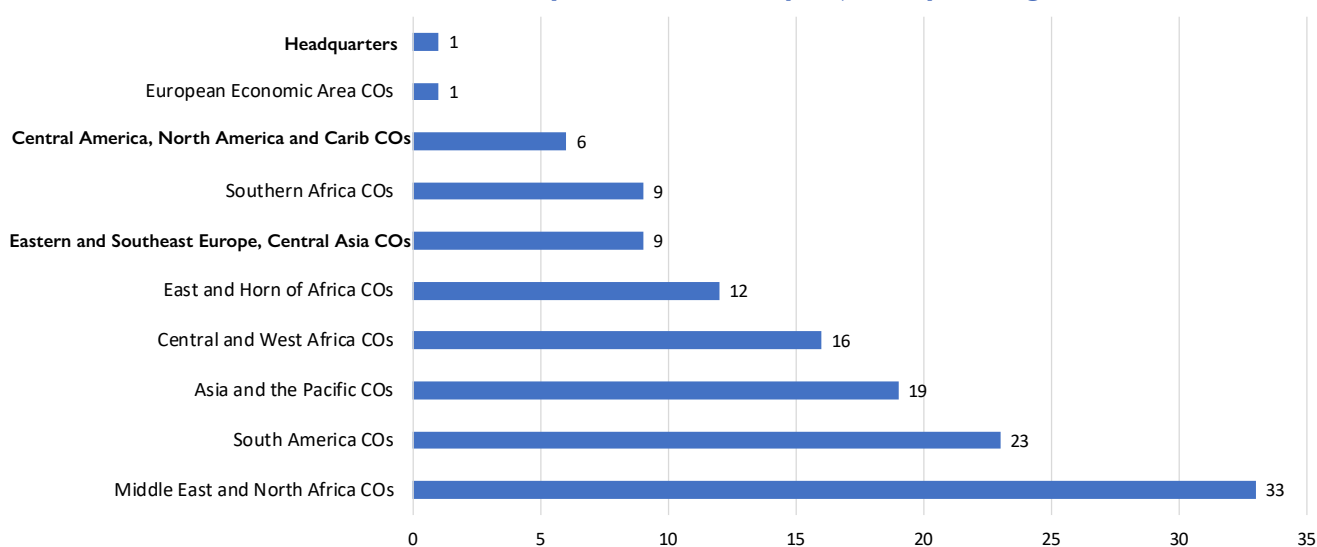
- by improving the conditions for sustainable economic and social inclusion of vulnerable individuals and communities in governorates with significant populations of IDPs and returnees, and;
- through direct support to their integration in the areas of displacement and their reintegration following the return to their areas of origin.

The Programme focused on a total of 15 governorates of Iraq, and 3 governorates within the Kurdistan Region.

One of the main components of the project is to provide services to stimulate employability and to support business initiatives, in order to enhance the economic inclusion of IDPs, returnees and vulnerable host communities. Individually tailored services such as Vocational Training (VT), Farming Training (FT), On-the-job Training (OJT) and Job Placement (JP) accompanied by an Employability Support Package (ESP) were part of IOM's approach to enhancing individual employability. Business Development Services (BDS), including the provision of Business Support Packages (BSP), were tailored to help entrepreneurs develop new micro businesses. A total of 45 projects were conducted in 2018, benefiting an estimated 45,000 local residents in communities with significant IDP populations.

**25%**  
of Community Stabilization projects  
were located in the Middle East and  
North Africa region.

### Location of Community Stabilization projects per region, in 2018.



# DURABLE SOLUTIONS

41



active projects

76



million USD in active projects

18



different countries receiving projects

61%



multi-year projects

The growing complexity and unpredictability of natural hazard and conflict-induced crises is resulting in increasingly protracted displacement situations, which challenge the versatility of the three traditional durable solutions – voluntary return and sustainable reintegration, sustainable settlement elsewhere and sustainable local integration.

In line with the Progressive Resolution of Displacement Situations (PRDS) Framework, adopted in 2016, IOM's durable solutions programming adopts an inclusive and

resilience-oriented approach, recognizing the diverse dimensions of mobility strategies, promoting partnerships and emphasizing the importance of multi-level interventions, ensuring that people remain at the heart of efforts to resolve displacement.

Large scale programming was implemented in Iraq, Greece, Somalia and Turkey, reflecting IOM's concern towards achieving durable solutions in fragile contexts, in order to foster stability and integration.

## UKRAINE. STRENGTHENING SELF-RELIANCE OF DISPLACED AND CONFLICT-AFFECTED COMMUNITIES

As Ukraine entered its fourth year of continued instability linked to the ongoing conflict in the east of the country, millions of people remained displaced in hosting communities under difficult conditions across large swaths of the country.

Given this context, this project was designed to contribute to sustainable solutions in support of progressively eliminating displacement-specific needs. IOM contributed to the Government of Ukraine's efforts to improve self-reliance and livelihood opportunities for displaced and conflict-affected populations, fostering socioeconomic stability and well-being in hosting communities.

IOM's objective was to complement its ongoing humanitarian assistance efforts with longer-term support, with activities designed to contribute to income-generating solutions and contribute to the early recovery of conflict-affected populations. More specifically, the present project provided displaced groups and host community members opportunities to initiate new or expand existing livelihoods activities by linking technical training and business counselling support with grants for self-employment startups, micro-business initiatives and scaling-up of existing businesses. More than 3,000 beneficiaries participated in technical trainings and received support in micro-business activities.



IOM strengthened self-reliance of displaced and conflict-affected communities in Ukraine.

In 2018, Durable Solutions activities benefited a total of 398,119 persons.



A brick moulding project to facilitate durable solutions for the vulnerable families in Masocha Chisangaurwe Village, Zimbabwe. © IOM 2010 / Judith CHINAMARINGA



© IOM 2018 / Muse MOHAMMED

### SOMALIA: MIDNIMO (UNITY). SUPPORT FOR THE ATTAINMENT OF DURABLE SOLUTIONS IN AREAS IMPACTED BY DISPLACEMENT AND RETURNS

The Midnimo (unity) project was designed to provide a bridging support package, between humanitarian interventions and longer-term development interventions, to groups affected by displacement and promote peaceful reintegration of returnee and other migrant groups within their host communities.

The Midnimo project scaled up the promotion of government-led and community driven peacebuilding initiatives, enhanced local government credibility and legitimacy with the citizens in the seven target districts. The project successfully conducted one city planning process, two land law consultations, as well as one HLP training in South West State. It also directly provided short-term employment opportunities for 75 IDPs; 59 returnees and 66 host community members who worked on the community-identified projects on a cash-for-work basis, concurrently enhancing their skills and access to income, and promoting peaceful coexistence.

The Midnimo project contributes to the Peacebuilding Priority Plan (PPP) outcomes and focuses on the first and second steps of the Federal Government of Somalia's Wadajir Framework (Social Healing and Governance in Practice and Peace Dividend Projects).

# DISASTER RISK REDUCTION

28 


active projects

57 

million USD in active projects

18 

different countries receiving projects

57% 

multi-year projects

In 2018, IOM continued to deliver support to member states to implement the priorities of the Sendai Framework for DRR. Guided by its multi-year DRR Strategic Work Plan, IOM provided a range of support measures around disaster prevention, sustainable recovery assistance and community resilience-building. In the reporting period, IOM implemented 28 dedicated DRR projects in 18 countries spanning 8 regions, of which more than half were part of multi-year programming initiatives.

Working at individual, household, community and systems levels, these efforts made important contributions to ensuring the wider inclusion of migrants, displaced persons and mobility issues in country-level DRR policy, strategy and planning. For example, in Rwanda, IOM supported planned relocations, infrastructure upgrades, retrofitting of houses, investments in water and sanitation and support to small-scale agriculture, which strengthened the ability of communities to deal with recurring floods, landslides and droughts, in a country where such hazards are a major driver of displacement every year. In El Salvador, where communities are exposed to earthquakes, volcanoes, storms and flooding, IOM supported communities to 'build back better' in the post-emergency phase by reconstructing school facilities, supporting the development of school-based emergency plans and integrating Disaster Risk Reduction into school curricula.

## Working in Partnership to Support System-Wide Efforts

Innovative and strategic partnerships that harnessed the specialized mandates and comparative advantages of participating organizations underpinned many of these efforts. In Bangladesh, Pakistan, Nigeria, Botswana, Mauritius and the Plurinational State of Bolivia, IOM worked jointly with other UN partner entities and networks, including FAO, UNDP, WHO, UNEP, the Capacity for Disaster Reduction Initiative (CADRI) and the Platform on Disaster Displacement (PDD), in the delivery of Disaster Risk Reduction support

throughout 2018.

## Including Vulnerable Groups

IOM recognizes the differential impacts of disasters on different gender and demographic groups, as well as their varying levels of resilience and response mechanisms in the face of adverse events. Women, girls and other vulnerable groups are more likely to be disproportionately impacted both during and in the aftermath of disasters through loss of life and livelihoods, as well as through exclusion from decision-making processes and assistance, or exposure to gender-based violence.

In the course of the year, context analysis formed an integral part of IOM DRR programmes, which helped ensure more inclusive and gender equitable participation in DRR decision-making processes and project activities. For example, in Mozambique, IOM increased the access of populations to protection systems and services to assist those most vulnerable in disaster settings, and implemented referral pathways, including for GBV survivors and victims of human trafficking. In Yemen, IOM strengthened the participation of women associations in conflict resolution mechanisms related to the management of vital natural resources, such as water and land, which contributed to reducing the impacts of climate change pressures on scarce resources and strengthened rural livelihoods.

Also in 2018, an IOM initiative in the Federated States of Micronesia (FSM) investigated the effect of disasters on women's and girls' health and security. The study found that women and girls experienced disproportionate levels of violence and health risks during times of disaster owing to prevailing gender inequalities in decision-making. The study contributed with important recommendations for national and international actors in more effectively incorporating gender dimensions in DRR policy and programming.

**Strengthening Accountability to the UN Plan of Action on DRR for Resilience**

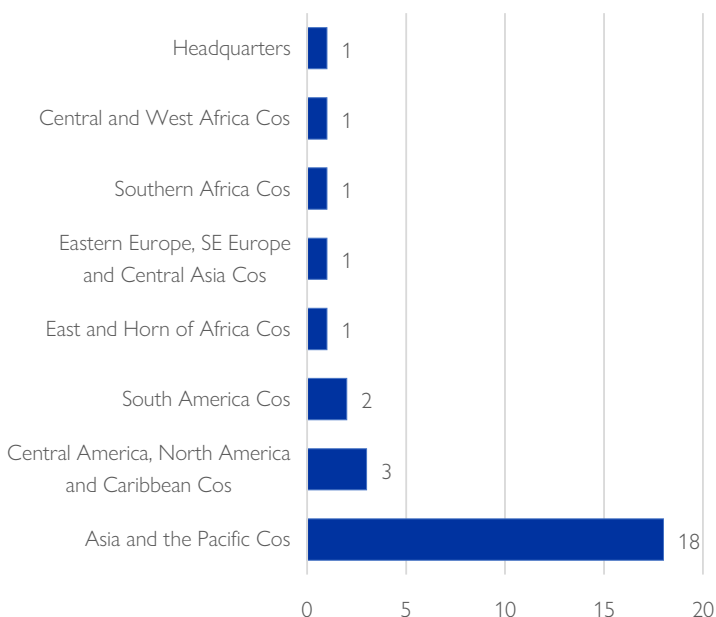
In 2018, IOM launched its first global implementation status report on DRR to assess progress against the indicators of the joint UN Plan of Action on DRR for Resilience in support of the wider Sendai Framework objectives. The report found that IOM's DRR support had reached a total of 1.4

million individuals in 675 communities, and included capacity-strengthening of more than 6,000 government officials. IOM's reporting mechanism on its DRR investments helped strengthen the Organization's institutional accountability to the UN and reporting on contributions to system-wide efforts.



**40,000** households received trainings on DRR and how to upgrade shelters. (See Shelter and NFI section)

**Location of DRR projects per region**



**64% of DRR projects were located in the Asian Pacific region.**



Beneficiaries next to their reconstructed homes. Islands of Chuuk, Federated States of Micronesia. © IOM 2017


**FEDERATED STATES OF MICRONESIA. TYPHOON MAYSAK RECONSTRUCTION PROGRAMME**

In 2015, Typhoon Maysak hit the states of Chuuk and Yap. The ferocity of the storm severely damaged houses, crops and public infrastructure. Nearly 30,000 people were affected, representing more than 50 per cent of Chuuk's and 10 per cent of Yap's population. In support of the government's reconstruction efforts, IOM completed the Typhoon Maysak Reconstruction Program (TMRP) in 2018, to help communities rebuild and restore critical infrastructure, including schools, health facilities, and community centres. This 42 million USD project was implemented in close partnership with the FSM Government, the State Governments of Chuuk and Yap and local Chuukese and Yapese communities.

The initiative repaired or replaced 422 homes and 153 public infrastructures that were damaged or destroyed by the typhoon. In addition to construction activities, IOM issued vouchers totaling more than 2.7 million USD to 1,167 households in Chuuk and 188 households in Yap. Moreover, IOM trained close to 1,500 local residents to rebuild their homes and communities using resilient designs and high-quality materials so that the buildings can withstand future disasters.

# PEACEBUILDING AND TRANSITION

**91**   
active projects

**89**   
million USD in active projects

**28**   
different countries receiving projects

**50%**   
multi-year projects

Forced displacement is an all too predictable consequence of conflict-induced crises, requiring peacebuilding and recovery interventions attuned to the mobility dimensions of conflict.

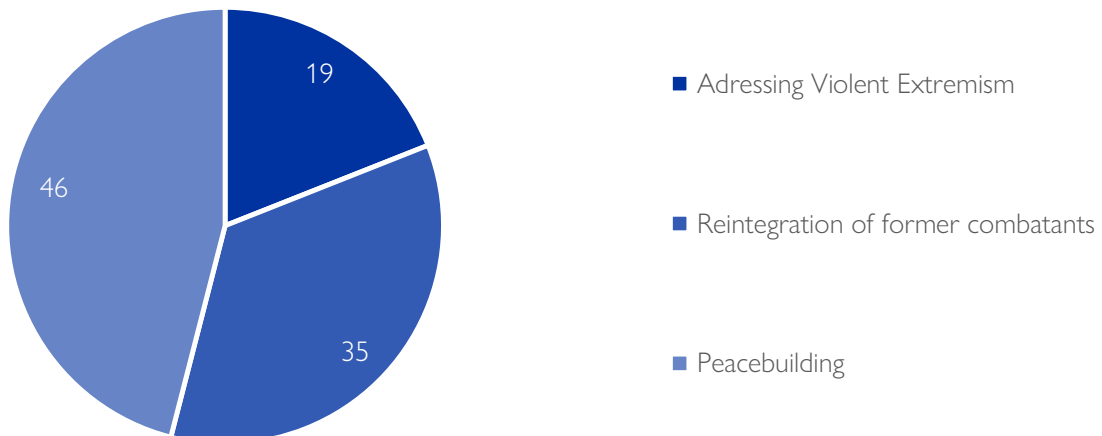
IOM supports a robust peacebuilding portfolio designed to both prevent and resolve conflict, addressing conflict dynamics as drivers of displacement, and supporting sustainable peace and reintegration.

In 2018, IOM had over 89 million US dollars in active projects designed to prevent or reduce violence and support transitions from conflict to peace, in 28 different countries. IOM's approach to peacebuilding programmes helps individuals, communities and institutions to address the root causes of conflict, and manage conflict triggers and dynamics, reducing negative migration pressures and laying the groundwork for resolving displacement.

Programmatic responses include addressing socioeconomic and political conflict drivers through community policing, the facilitation of reconciliation and reintegration of former combatants/fighters, improving access to institutions and services, and building community resilience and social cohesion through community violence reduction, participation and engagement processes. Specific attention is paid to gender and youth, as well as thematic work in human rights and protection, land, property and restitution, transitional justice, health, psychosocial support, and livelihoods across IOM's peacebuilding programming.

IOM's peacebuilding toolbox is comprised of several distinct sub-sets of peacebuilding work: Disarmament, Demobilization and Reintegration (DDR), Preventing Violent Extremism (PVE) and Peace building and Peace Preservation.

## Percentage of projects in the Peacebuilding and Transition portfolio





## DISARMAMENT, DEMOBILIZATION AND REINTEGRATION (DDR)

32



active projects

40.5



million USD in active projects

10



different countries receiving projects

47%



multi-year projects

In the context of assisting in the transition and recovery of conflict affected societies and communities, IOM has supported disarmament, demobilization, and reintegration (DDR) programmes for ex-combatants/fighters and their communities of return, through more than 120 projects over the last 25 years. IOM's involvement in DDR derives from the Organization's commitment to the prevention and resolution of the drivers of crisis-induced displacement, as well as its mandate to provide reintegration assistance for migrants and displaced populations, including ex-combatants/fighters. The role of conflict as a critical instigator of displacement underpins the responsibility of IOM to support and implement DDR programmes that prevent and mitigate conflict, support post-conflict recovery and build the conditions for sustainable peace.

While IOM supports a range of DDR processes including the establishment of cantonment facilities and support to disengagement and demobilization, its primary contribution to DDR is in reintegration through work at the individual, community and structural/institutional levels. At the individual level, IOM supports ex-combatants/fighters and their dependents in their transition to civilian life through vocational, educational, business development and skills training, health and psychosocial support and administrative assistance.

Simultaneously, through context specific, community-based efforts to rebuild social cohesion and provide for material recovery, IOM works to strengthen communities and create environments conducive to sustainable return, reintegration and reconciliation. At the structural level, IOM supports local, regional and national government institutions to revitalize governance and improve local authorities' responsiveness to the challenges of DDR and sustainable reintegration.

7,946

Former combatants/fighters directly benefited from IOM DDR programmes.

### Disarmament, Demobilization and Reintegration: Compendium of Projects 2010–2017

During 2018, TRD worked on the elaboration of a Compendium that presents a selection of IOM's DDR portfolio between 2010 and 2017. The document is structured in two parts. The first part outlines the theoretical context and the second presents IOM's DDR and DDR-related programmes between 2010 and 2017. These projects reflect the evolution of DDR, presented in three distinct 'generations' of work, which accordingly map to different contexts, project approaches and beneficiaries. The Compendium is available for download on IOM's website.

### NORTH-EAST NIGERIA. DEMOBILIZATION, DISASSOCIATION, REINTEGRATION AND RECONCILIATION: CONFLICT DISSOLUTION AND PEACEBUILDING

In response to requests for support by civilian and military branches of the Government of Nigeria to promote security and stability in North-East Nigeria and the wider Lake Chad Basin region, IOM started a regional programme in 2017 to promote Demobilization, Disassociation, Reintegration, and Reconciliation (DDRR).

This project focus is to implement a comprehensive multi-year DDRR programme that aims to contribute to the successful reinsertion and community-based reintegration of former low-risk associates of Boko Haram and other non-state armed groups (NSAGs) and promote long-term reconciliation in affected communities.

IOM strengthened the reinsertion programme in the Government-led transition centre in Gombe by building the capacity of the relevant officials in the provision of mental health and psychosocial support services (MHPSS), and by constructing livelihood and health facilities. In addition, IOM worked to promote sustainable socioeconomic reintegration of individuals formerly associated with Boko Haram or other NSAGs, aiming to prevent further recruitment.

# PEACEBUILDING AND TRANSITION

## PREVENTING VIOLENT EXTREMISM

16 


active projects

11 

million USD in active projects

10 

different countries receiving projects

50% 

multi-year projects

IOM's PVE programming is designed pursuant to a theory of change supported by evidence to address the drivers of violent extremism, create resilience among potentially vulnerable populations and prevent recruitment or mobilization to extremist violence. The Organization's efforts to prevent conflict and violent extremism are grounded in its commitment to prevent, mitigate and respond to root causes and drivers of forced displacement at the 2016 World Humanitarian Summit, as well as in the Migration Crises Operational Framework (MCOF) and the Organization's Framework for Addressing Internal Displacement.

In confronting structural drivers of violent extremism and forced migration, IOM acts pursuant to the GCM's objective to minimize adverse drivers and structural factors that compel people to leave their country of origin and the New York Declaration for Refugees and Migrants, including its affirmation that migration should be a choice, not a necessity.

At the close of 2018, IOM was implementing PVE-specific and relevant projects in 18 countries within the IOM regions of Central and West Africa; East Africa; Middle East and North Africa; the European Economic Area; and South-Eastern Europe, Eastern Europe and Central Asia. Project activities included community-based approaches,

support to at-risk individuals, government capacity-building, information programming and psychosocial support services.

### WESTERN BALKANS. MOVING TOWARDS SUSTAINABLE APPROACHES IN PREVENTING VIOLENT EXTREMISM IN THE PHASE III

The project Moving Towards Sustainable Approaches in Preventing Violent Extremism is now entering phase III. The overall objective of the project is to support the efforts of the governments of Bosnia and Herzegovina, Kosovo\* and North Macedonia to prevent and respond to the spread of all forms of violent extremism.

Interventions are designed to support the implementation of the countries' national strategies for the prevention and countering of violent extremism, focusing on a) community-based approaches to strengthen youth and community resilience to violent extremism; b) enhancing coordination and capacity of national and local authorities and service providers through formal referral mechanisms for potential cases of radicalization; and c) supporting governments to provide reintegration assistance to family members of foreign fighters.

\* References to Kosovo shall be understood to be in the context of United Nations Security Council resolution 1244 (1999).




IOM Sudan and IOM South Sudan implement a variety of projects including livelihood recovery and income diversification, peacebuilding and emergency response. © IOM 2016 / Muse MOHAMMED

## PEACEBUILDING

42   
active projects

37.5   
million USD in active  
projects

12   
different countries  
receiving projects

57%   
multi-year projects

Peacebuilding and Peace Preservation projects aim to address conflict dynamics as a driver of displacement, to facilitate the establishment of durable peace and to prevent the emergence or recurrence of violence. Peacebuilding projects work at multiple levels of society including at the individual, communal or societal/institutional level, and may include addressing physical, social/cultural, and structural impediments to peace and conflict management.

The different project initiatives can be implemented during ongoing conflict or as an integral part of post-conflict reconstruction and rehabilitation work, when such activities aim in whole or in part to address drivers of conflict, or as part of preventive work such as community violence reduction.

Efforts at preserving and sustaining peace may also include activities to enhance state legitimacy to reduce or prevent violence, promote peaceful interactions between and within groups. Whenever possible, Peacebuilding projects have activities specifically tailored to respond to needs of women and children. In the context of UN Security Council Resolution 1325, IOM works to promote and support inter and intra group dialogue, to foster cooperation and social cohesion, and to address political-economic or resource disparities which may act as drivers of conflict and displacement.



The Transition and Recovery Department in IOM South Sudan identifies, mitigates and addresses the root causes of forced migration. © IOM 2018 / Ashley MCLAUGHLIN

In 2018, IOM implemented 42 Peacebuilding projects in 12 different countries, with a budget of more than 37.5 million US dollars. The core programming activities included reconciliation, conflict management, community violence reduction, community-policing, security sector reform, improved access to justice (when aimed at conflict mitigation), human security, institution building (when related to addressing conflict vulnerabilities), and political and economic transformation specifically intended to reduce or mitigate drivers of conflict. Peacebuilding initiatives may be similar to Community Stabilization work, but are distinguished by their specific focus on addressing identified conflict dynamics and drivers, as distinct from broader social stability or social cohesion objectives.

### SOUTH SUDAN. BEYOND BENTIU PROTECTION OF CIVILIAN SITE (POC) YOUTH REINTEGRATION STRATEGY

Since the civil conflict started in South Sudan in December 2013, over 2 million people have been internally displaced. In search of safety, people fled to the UN Peacekeeping Mission (UNMISS) bases and Protection of Civilian sites (PoCs). Bentiu PoC is the largest in the country with more than 119,300 women, men and children seeking protection, of which more than 26,200 are youth between the ages of 18 and 35.

This project aimed to actively promote and enable youth to sustainably build up confidence in a return to communities surrounding Bentiu PoC. Based on an indepth analysis of return movements, that helped in the design of the project, IOM carried out a multi-sectoral approach that consisted in an integrated IDP returnee/host community livelihoods project (collaborative rebuilding of markets, joint start-up business ventures and infrastructure sustainability committees); the establishment of host community demand-driven infrastructure (water yards, schools and community centres) in areas of high return; and the facilitation of integrated youth peacebuilding committees and peace promotion forums (interactive dialogue, performing arts, exhibitions, market and recreational activities).

# MIGRANTS IN COUNTRIES IN CRISIS



Overview of the countries where IOM implemented MICIC capacity-building activities in 2018.

**In 2018, IOM organized trainings and coordination meetings in**

**30**  
countries

reaching

**1,190**  
individuals

States have obligations to respect, protect, and fulfill migrants' human rights in times of crisis. It is however only with the 2011 Libya crisis that the international community has clearly recognized the need to identify priorities, guidance and effective practices to effectively address the specific factors of vulnerability migrants face in the context of conflicts, disasters and other emergencies.

This has first led to the launch of the State-led Migrants in Countries in Crisis (MICIC) Initiative, then to the publication of the Guidelines to Protect Migrants in Countries Experiencing Conflict or Natural Disaster (MICIC Guidelines) in June 2016.

IOM served as the Secretariat of the MICIC Initiative, and ever since the publication of the Guidelines it has led work to raise awareness and build capacities of key stakeholders on their principles, recommendations and practices.

## MEXICO. MIGRANTS AND DISASTER MANAGEMENT

IOM has been supporting capacity-building activities on MICIC in Mexico since 2015, including: research on migrants' presence and risks they face; capacity-building of emergency responders and coordination among civil protection, migration management and consular assistance institutions. On April 9, 2018, the National Center for Disaster Prevention (CENAPRED), together with the Immigration Policy Unit of the Ministry of the Interior (SEGOB), and IOM, convened a forum to discuss issues relevant to the protection of migrants in the 2017 disasters that affected the country.

The event allowed for an exchange of relevant experiences of civil protection institutions, consulates, migrant shelters and international organizations on the topic, and for the identification of follow-up options for increased preparedness. During the event, CENAPRED also presented their disaster risk assessment for migrant shelters.

As part of its efforts to roll out the MICIC Guidelines, IOM has adopted a two-pronged capacity-building approach: in migrants' countries of origin, it focuses on foreign services and other actors mandated with the protection of nationals abroad, with a view to improving their capacity to prepare for

and respond to crises; in migrants' host countries, it focuses on national and local, governmental and non-governmental actors involved in emergency management and migrant assistance to strengthen their ability to provide emergency-related services and assistance in a migrant-inclusive manner.

## IOM'S MICIC CAPACITY-BUILDING PRODUCTS IN 2018

In order to support the implementation of the MICIC Guidelines, IOM has made available to all its partners a comprehensive capacity-building toolkit. Products developed in 2018 include:

- A set of 15 "Guidelines in Action" – thematic documents illustrating options for implementing key recommendations included in the MICIC Guidelines;
- A training curriculum and e-learning course for emergency responders, covering key need and options to make the delivery of emergency preparedness and response services more inclusive of migrants;
- A training course for migrants on how to prepare for and respond to emergencies that might affect them while they are abroad.

These documents provide a solid foundation for a wide range of potential capacity-building and emergency management activities, led both by IOM and other partners and targeting emergency responders, consular staff and migrant themselves – among other potential actors.

## CAPACITY-BUILDING ACTIVITIES IN 2018

IOM tools, resources and capacities have been mobilized to support capacity-building, institutional strengthening and coordination processes all around the world. In 2018 alone, the Organization, in partnership with governmental and non-governmental counterparts, has organized over 50 trainings and consultative meetings for national and regional audiences in over 30 countries, involving a total of 1,190 individuals (see map). This work has included:

- Trainings and awareness sessions on emergency preparedness and response for consular officials of selected countries;
- Experience sharing and coordination workshops for consular officials of selected countries;
- Awareness sessions, experience sharing and trainings of trainers for emergency response personnel in selected regions;
- Trainings for emergency responders in selected countries;
- Trainings on emergency preparedness for migrant representatives.

These events have also involved personnel of international organizations, as well as private sector and civil society entities.



In addition to Headquarter deployments, IOM supports country offices through recruitments, consultancies and coordination of staff loans between missions.  
© IOM 2018 / Olivia HEADON

## RELEVANT POLICY WORK

IOM has also supported the inclusion of the topic of migrants' inclusion in emergency management within relevant regional processes, including the Puebla Process, the Colombo Process and the Caribbean Migration Consultations. IOM has also worked to ensure the issue's visibility within the negotiations leading to the Marrakesh Conference and the launch of the Global Compact for Migration.

The issue of migrants' inclusion in emergency management work was also brought to the attention of IOM's Member States during the 25th Session of its Standing Committee on Programmes and Finance.

# RESETTLEMENT AND MOVEMENT MANAGEMENT



This map illustrates IOM movements on 25 September 2018 during which 1,308 persons from more than 20 nationalities travelled under IOM auspices from 56 countries of departure to destinations around the world.

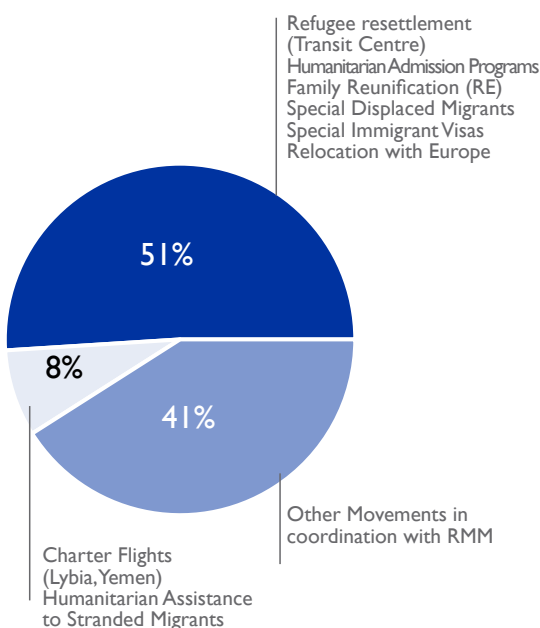
In 2018, IOM supported ...

**172**  
countries

in conducting  
international  
movement  
operations for

**185,842**  
persons

## Overall international movements



Whether to mitigate the consequences of forced displacement or maximize the benefits of planned migration, IOM's movement operations continue to grow in complexity and scope. At its very core, IOM is grounded in the movement of people. Through 68 years of field experience, the Organization has identified best practices from millions of migrant movements around the globe, informing the development of its many protocols. Every single day, IOM teams are moving people; whether for humanitarian evacuation, resettlement or another pathway to admission. IOM provides health assessments and movement staff tailor movement assistance to meet the needs of the individual and the relevant stakeholders in the departure country and receiving community.

## THIRD-COUNTRY SOLUTIONS

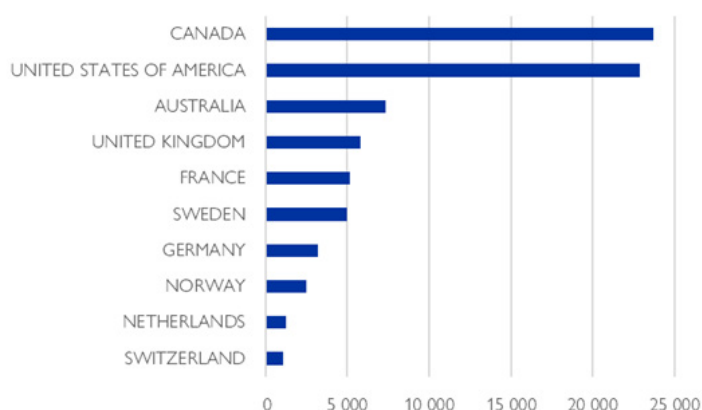
During 2018, IOM supported 30 countries to conduct resettlement, relocation and humanitarian admissions for 94,992 refugees and other vulnerable persons, with significant operations out of Lebanon, Turkey, Jordan, Uganda, Afghanistan, Ethiopia, the United Republic of Tanzania, Kenya, Sudan, Iraq, Ukraine, Malaysia and Egypt.

Of the above mentioned figures, the ERCM helped strengthen resettlement to South America whereby a total of 57 refugees were resettled to Argentina.



A young Syrian migrant arrives at Buenos Aires airport. Argentina. © IOM 2018

### Top 10 resettlement countries by number of persons admitted



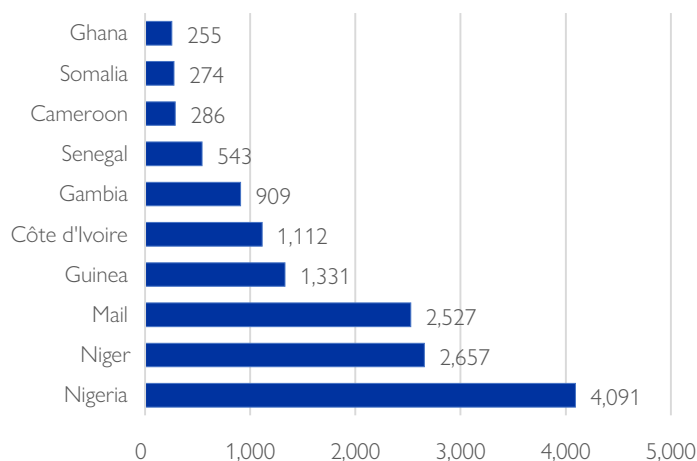
## VOLUNTARY HUMANITARIAN RETURN

IOM assists migrants' returns from Libya and Yemen to their countries of origin through the voluntary humanitarian returns mechanism. Voluntary, as these returns are arranged at the express request of the individual returning, and humanitarian, as this assistance represents a life-saving option for many migrants who live in particularly deplorable conditions and sometimes inside detention centres.

All migrants who benefit from voluntary humanitarian return have been individually counselled and assisted in making an informed decision in line with their desires and specific needs. In particular, during counselling activity and irrespective of whether the migrant wants to file an asylum claim or not, IOM makes an initial assessment of any risks of ill-treatment, persecution or other human rights violations that the migrant may suffer in the case of return to the country of origin. Every migrant assisted by the voluntary humanitarian return is screened against a specific set of criteria. These include medical fitness and available documentation to travel, as well as specific vulnerability criteria that might designate some migrant's cases as higher priority than others.

IOM teams on the ground, supported by air movement specialists at IOM Headquarters, must often make challenging transportation arrangements. For example, in order to depart migrants from Yemen and Libya, these personnel often rely on charter flights and sea movements to transit countries.

### Persons who travelled by charter from Libya (top 10 nationalities)



**Global Report 2018**  
**Operations and Emergencies**  
(July 2019)

**Contact**

International Organization for Migration  
Route des Morillons 17  
1218 Grand-Saconnex, Geneva, Switzerland  
Website: [www.iom.int](http://www.iom.int)

